

Child Development Services

2021 ANNUAL REPORT



Introduction

Easterseals Child Development Centers (CDCs) provide a comprehensive, inclusive child development program for children birth to 5 years of age, pregnant mothers, and families.

We believe quality early childhood education is the foundation for young children and will positively impact future generations. Through local, state and federal partnerships, along with committed staff, Easterseals is able to continually improve the lives of children and families through quality early child development services.

We strive to empower families and ensure that they have the tools needed to build a strong future for their children. Easterseals continually takes steps to improve family engagement in the child development services offered and works to develop positive relationships with the families enrolled. Our staff members maintain frequent contact with families to ensure that each child's individual educational needs are met at our centers and that each child's overall development is fostered at home.

Easterseals Southern California has operated Head Start, Early Head Start, California Department of Education and California Department of Social Services programs since 2002 in Ventura, San Bernardino and North San Diego Counties.

Easterseals receives funding from the Administration of Children and Families and the County of San Bernardino Preschool Services Department to operate Head Start, Early Head Start programs.

Additional services provided by Easterseals are State Preschool, General Child Care and U.S. Air Force Respite Services.

Early Head Start	Head Start	Early Head Start– Child Care Partnership
<p>This is a federally funded program for children 0-3 years old and for pregnant women.</p> <p>Program options for families are as follows:</p> <ul style="list-style-type: none"> ✓ Center base—Full day/Full year (8-10 hours per day) ✓ Home base—Weekly visits with 2 socializations per month ✓ Family Child Care, hours vary <p>In 2020-2021, approximately 19% of children served had a disability.</p>	<p>This is a federally funded program for children 3-5 years old.</p> <p>Program options are as follows:</p> <ul style="list-style-type: none"> ✓ Center Base-Full day/Full year (10 hours a day) ✓ Center Base-Part day/128 days per year (3 ½ hours per day/4 days per week) ✓ Extended Day (8 hours per day/175 days per year) ✓ Home Base-Weekly visits with 2 socializations per month <p>In 2020-2021, approximately 14% of children served had a disability.</p>	<p>This is a federally funded program for children 0-3 years old.</p> <p>Program options are as follows:</p> <ul style="list-style-type: none"> ✓ Center Base-Full Day/Full Year (8-10 hours a day) <p>In 2020-2021, approximately 14% of children served had a disability.</p>

Additional Services Offered							
Services	Head Start Grantee Services NSD Coast	Early Head Start Grantee Services NSD Coast	Early Head Start Childcare Partnership Services	Early Head Start Ventura	Early Head Start Grantee Services Escondido and Upland	Head Start Delegate Services	Early Head Start Delegate Services
% of Families Received Assistance with Mental Health Services	15%	13%	9%	7%	6%	14%	3%
% of Families Received Assistance with Housing, such as Subsidies, Utilities or Repairs	29%	22%	42%	34%	39%	44%	32%
% of Families Received Assistance with English as a Second Language (ESL) Training	24%	22%	12%	19%	15%	5%	1%
% of Families Received Assistance with Adult Education, such as GED Programs	24%	24%	15%	14%	16%	8%	4%
% of Families Received Assistance with Parenting Education	43%	25%	18%	15%	14%	22%	40%
% of Families Received Assistance with Health Education	32%	41%	17%	45%	18%	12%	3%
% of Families Received Assistance with Job Training	8%	10%	21%	18%	13%	8%	9%



Funded Enrollment



Eligible Served

Approximately

83%

of eligible children
in our communities
were served
in our EHS and
HS programs

Average
Monthly
Enrollment

75%

Early Head Start

Easterseals serves 330 infants and toddlers, ages 0-3, and pregnant women in Ontario and Upland (in San Bernardino County), in Ventura County, and in North San Diego County through a variety of program options including center base, home base and family child care homes. In 2020-2021, a total of 462 children (416 families) were served in this program and 25 pregnant mothers.

Easterseals serves 96 infants and toddlers in San Bernardino County with center base and home base programs in the cities of Upland, Ontario, Rancho Cucamonga, Fontana, Chino and Montclair, through a contract with the County of San Bernardino. In 2020-2021, a total of 132 children (114 families) were served in this program.

Early Head Start-Child Care Partnership

Easterseals serves 168 infants and toddlers in North San Diego County through the Early Head Start Child Care Partnership program through

contracted partner agencies and family child care providers. In 2020-2021, a total of 226 children (198 families) were served in this program.

Head Start

Easterseals serves a total of 483 preschool children ages 3-5 in San Bernardino County with center base and home base services in the cities of Upland, Ontario, Rancho Cucamonga, Fontana, Chino and Montclair. In 2020-2021, a total of 378 children (341 families) were served in these programs. Due to being closed because of the pandemic for in-person services until April 2021, families were not interested in virtual services which lowered enrollment numbers significantly.

Easterseals serves 171 preschool children in North San Diego County with center base and home base services in the cities of Encinitas and Solana Beach. In 2020-2021, a total of 224 children (212 families) were served in these programs.



Parent Involvement

Parent involvement is important and makes our programs flourish.

Parents are encouraged to take part in a variety of committees and events throughout the year!

- ▶ **Policy Council/Committee:** Governing group of parents and community representatives to provide shared decision making with the Board of Directors.
- ▶ **Parent Advisory Committee:** All parents enrolled at the CDC are a part of the Parent Committee, and assist with program decisions at the center level.
- ▶ **Health Services Advisory Committee:** All parents enrolled at the CDC are a part of the Parent Committee, and assist with program decisions at the center level.
- ▶ **Parent Workshops:** Resume Building workshops, as well as Interview Tip workshops were conducted helping parents get prepared to seek employment.
- ▶ **The Week of the Young Child:** The Week of the Young Child—A week dedicated to young children with activities that celebrate the importance and love of children.

As a result of the pandemic, during the Spring of the 2020-2021 program year, many of the parent involvement events that Easterseals previously held in-person were instead held via virtual formats such as Zoom meetings. The scheduling of virtual meetings has increased parent and community participation due to the easy access of logging in from homes and offices.





School Readiness



Various developmentally appropriate activities are planned and implemented within indoor and outdoor environments at each center every day that children attend.

School Readiness

Easterseals Child Development Services prepare children for kindergarten and the years following. Various developmentally appropriate activities are planned and implemented within indoor and outdoor environments at each center every day that children attend. Easterseals staff conduct assessments for each child during these planned activities as well as classroom routines three times throughout the year, using the Desired Results Developmental Profile 2015 (DRDP 2015) Assessment.

In 2020-2021, Easterseals provide hybrid services to best meet the needs of the families. Due to COVID protocol, classrooms were required to keep the number of children and adults lower than the number of children enrolled in the classroom. Easterseals offered families the option to receive virtual services, if requested. San Bernardino County services were 100% virtual until April 2021 at the request of the county. Children and families receiving virtual services participated in daily activities using communication platforms such as Zoom meetings. The virtual lesson plans also required staff to follow up with families weekly to find out how the child responded to each activity suggested. During each phone, text or email communication, staff also checked-in with parents and family members to see what information and resources they needed to cope


with the struggles brought about by the COVID-19 pandemic.

During the virtual lesson plan conversations, staff were able to notify families of community resources, as well as, resources provided by Easterseals. Families were able to pick up learning materials, activity packets with art supplies, cleaning/hygiene items and food so that they were better able to maintain a stable home environment to support their children's learning and development. For families without reliable transportation, Easterseals staff coordinated safe drop-offs of needed materials on a regular basis.

Because of the frequent communication through drop off and pick up of virtual lesson plans and supply distribution during the Spring of the 2020-2021 program year, Easterseals staff members were still able to collect enough information to conduct observations of children's skills and abilities. Easterseals also invested in the family module of the application, Learning Genie. This application allowed families to share photos, videos and observations of their children at home with the teachers. The application also allowed teachers to share books and other electronic materials with families to use in the home.

The DRDP 2015 Assessment focuses on skills and abilities needed for kindergarten entry within five main learning domains. In 2020-2021, the School Readiness goals were as follows:

Domains	Children Will...
Physical Development and Health	<ul style="list-style-type: none"> Children will demonstrate coordination of movements, including small and large muscle control through eye-hand coordination, hand strength and dexterity. Children will practice healthy and safe habits on a routine basis.
Social and Emotional Development	<ul style="list-style-type: none"> Children will demonstrate positive social skills, interactions and emotional behaviors and abilities.
Approaches to Learning	<ul style="list-style-type: none"> Children will participate in creative and imaginative activities that provide ways to express thoughts, feelings and experiences in order to strengthen their abilities and knowledge in all areas of development.
Language & Literacy	<ul style="list-style-type: none"> Children will demonstrate an understanding of language and literacy.
Cognitive & General Knowledge	<ul style="list-style-type: none"> Children will participate in teacher and self-directed activities demonstrating initiative, curiosity, persistence, attentiveness and cooperation; and will gather information to analyze and solve problems that relate to their natural and physical world.



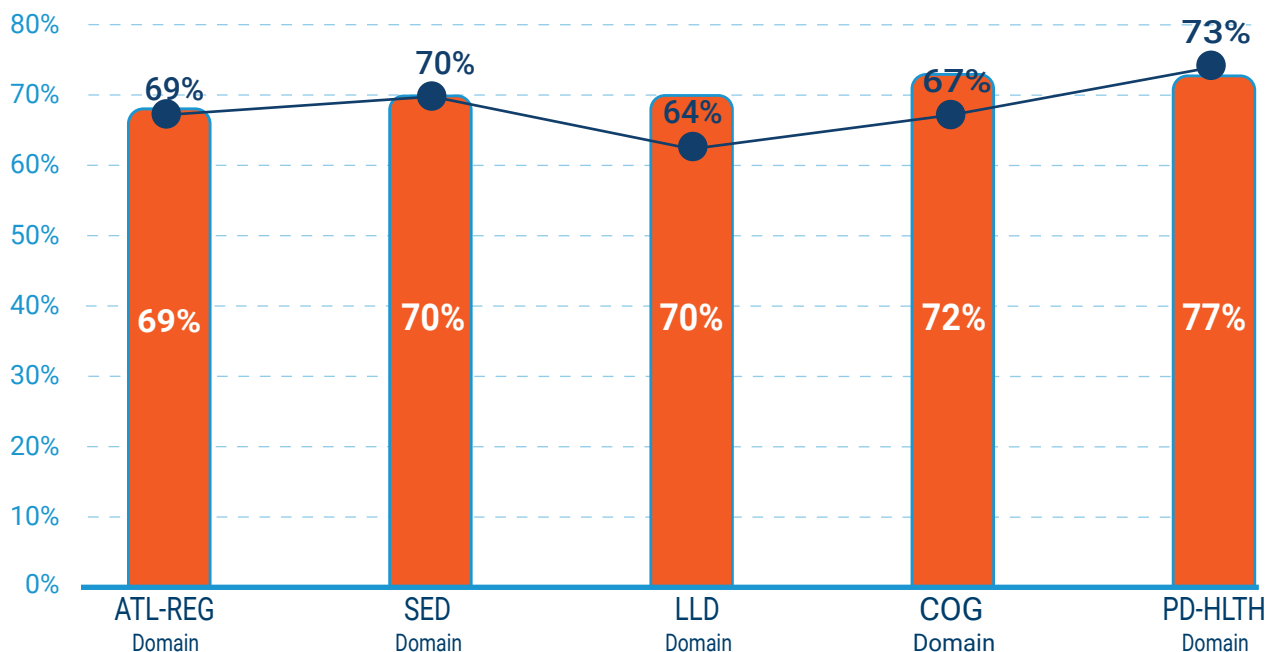
Ventura Early Head Start Grantee

Children at or above Exploring Later

Assessment 1 vs. Assessment 2

2020-2021 Program Year

1st Assessment: 126 children
2nd Assessment: 105 children



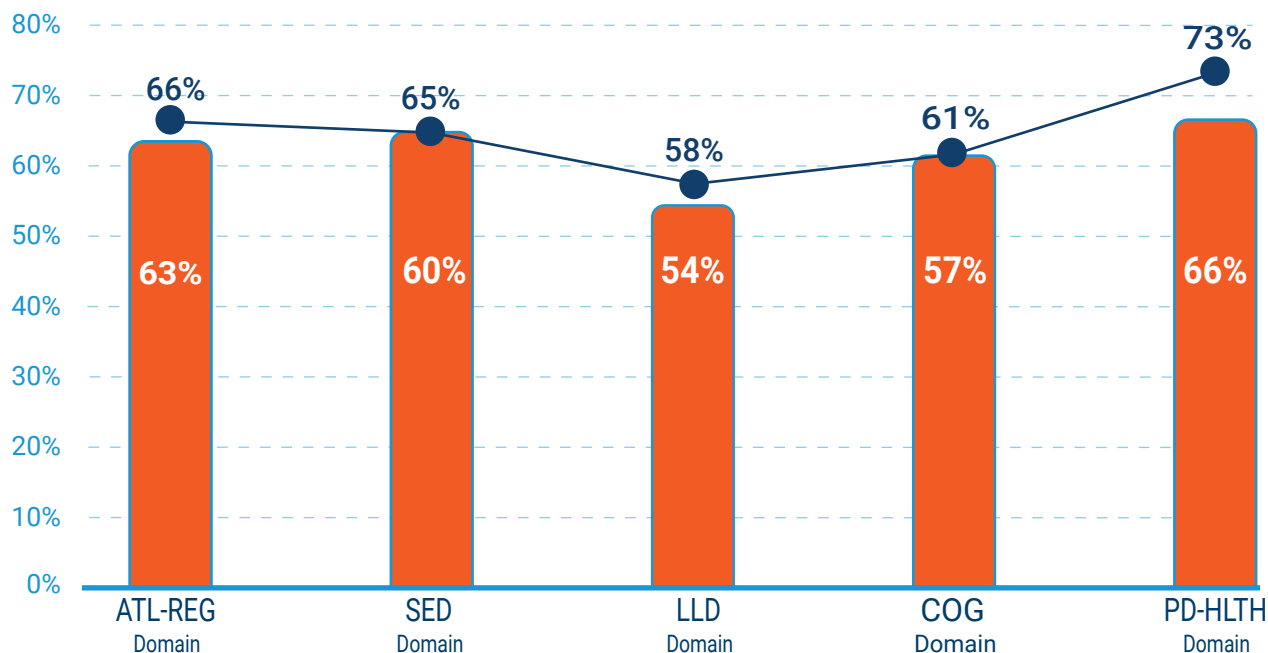
Early Head Start Grantee Program


Children At or Above Exploring Later

Assessment 1 vs. Assessment 3

2019-2020 Program Year

1st Assessment 92 children
3rd Assessment: 98 children





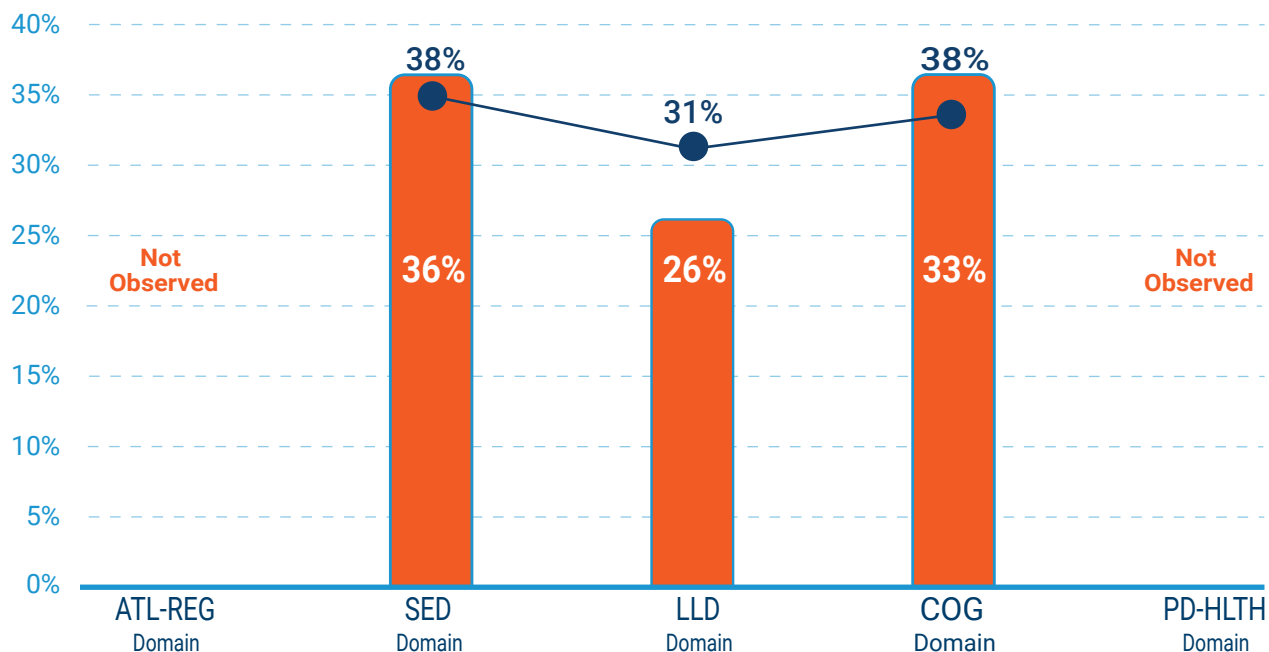
Inland Empire Early Head Start Delegate

Children At or Above Exploring Later

Assessment 1 vs. Assessment 3

2020-2021 Program Year

1st Assessment 85 children
3rd Assessment: 104 children



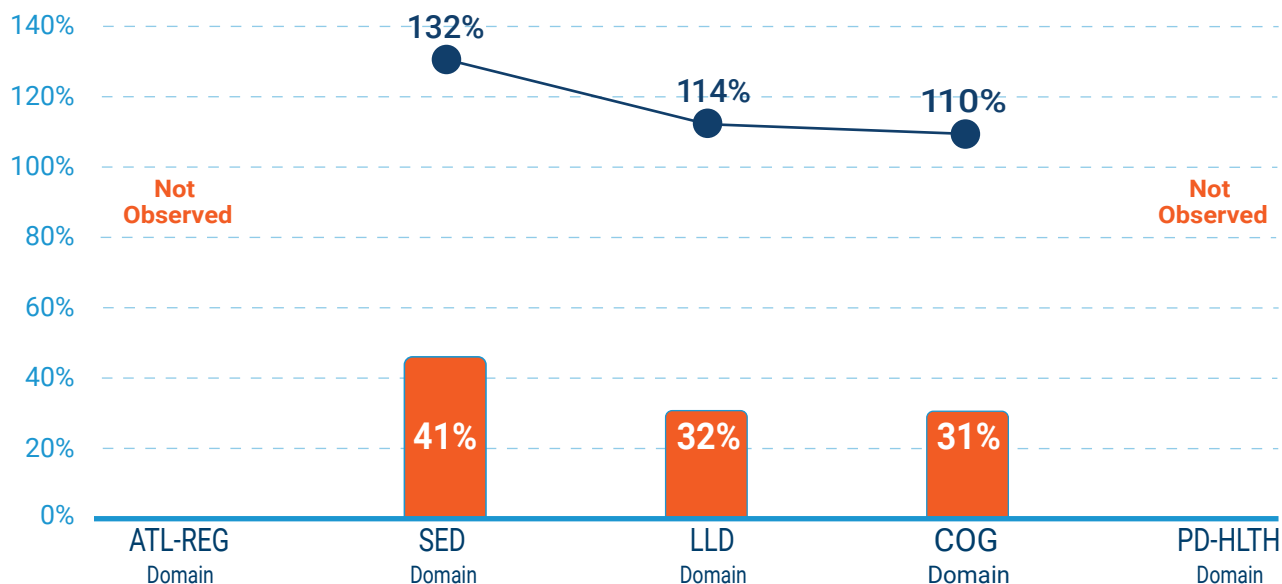
Inland Empire Head Start Delegate

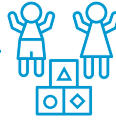
Children At or Above Exploring Later

Assessment 1 vs. Assessment 3

2020-2021 Program Year

1st Assessment 288 children
3rd Assessment: 323 children





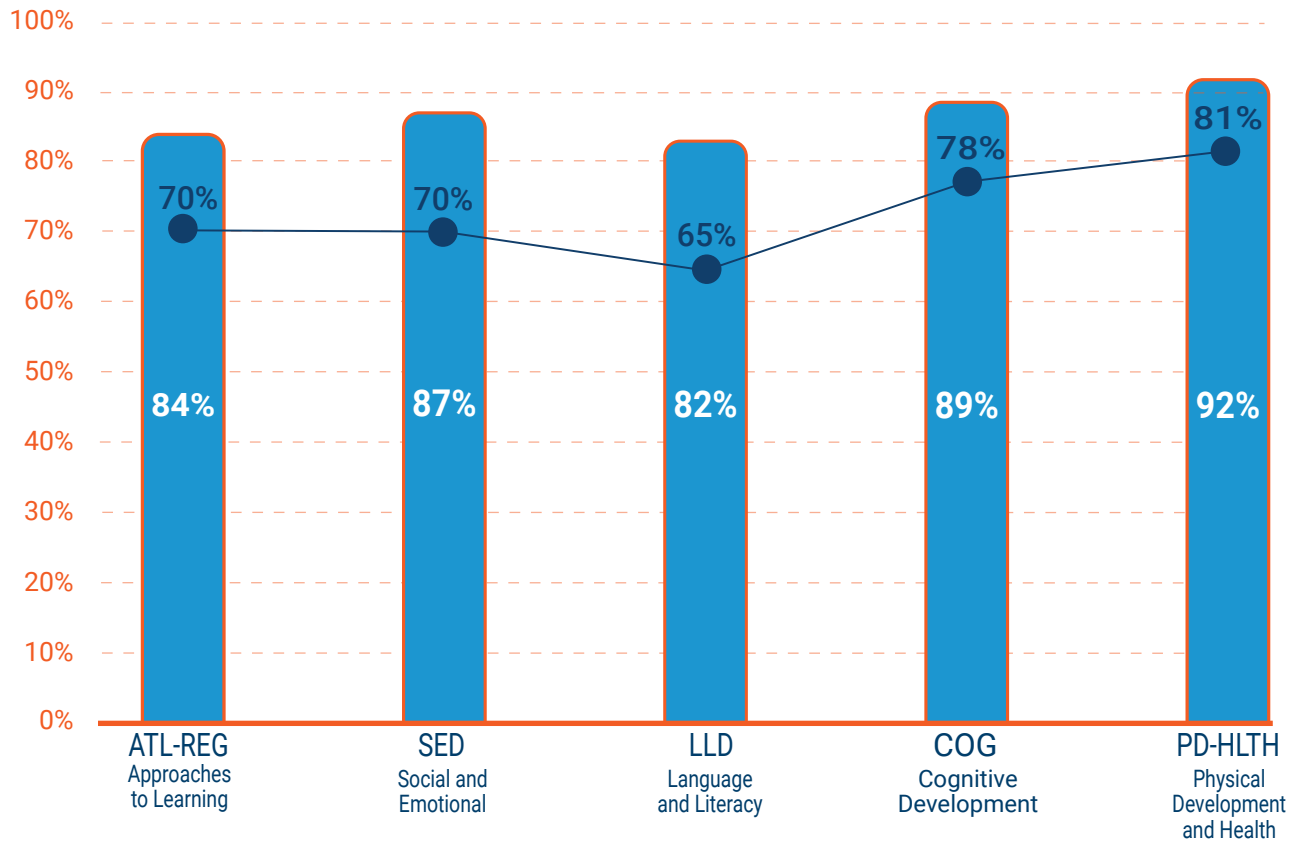
North San Diego Early Head Start Grantee Program

Children At or Above Exploring Later

Assessment 1 vs. Assessment 3

2019-2020 Program Year

■ 1st Assessment 37 children
● 3rd Assessment: 38 children



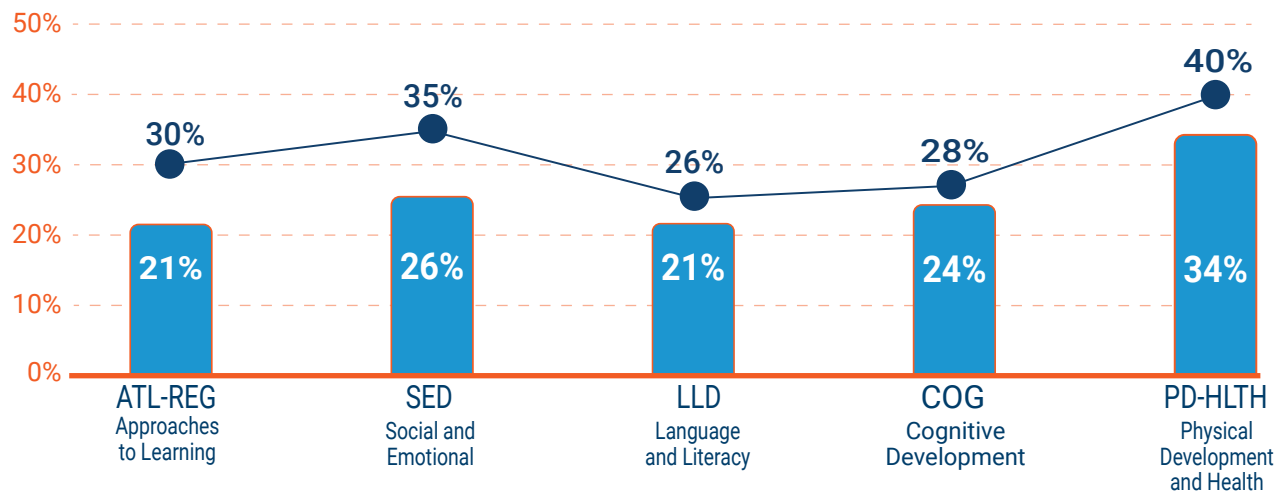
North San Diego Head Start Grantee Program

Children At or Above Exploring Later

Assessment 1 vs. Assessment 3

2019-2020 Program Year

■ 1st Assessment 62 children
● 3rd Assessment: 107 children







Medical & Dental



Medical and Dental Services

In 2020-2021, 91% of children in the Easterseals Early Head Start and Head Start programs had preventative medical and dental exams.

Audit and Review Results

To date, the 2021 agency audit has not been completed. Easterseals Southern California (ESSC) is awaiting results. ESSC is scheduled for a Focus Area 2 Federal Review for 2022.



Our Staff



Our Staff

3%

**African
American**

5%

Asian

18%

Caucasian

70%

Hispanic

4%

Other

(Bi-racial—2% and
Native Hawaiian/
Pacific Islander—2%)



Financials

Program Information Report and Financial Data

Fiscal Year 2021

Fiscal Year 2021 (1/1/2021–12/31/2021)

EHS/HS NSD

Budget Category	EHS		HS	
	Budget	Expenses	Budget	Expenses
Personnel	\$432,758	\$372,590	\$1,150,424	\$1,022,759
Fringe Benefits	128,985	112,714	358,137	344,613
Out-of-Town Travel	3,500	—	3,000	—
Supplies	198,786	104,857	68,367	78,873
Contractual	61,464	26,405	42,414	28,417
Other	305,159	199,671	374,941	447,174
TOTAL BUDGET	\$1,130,652	\$816,237	\$1,997,283	\$1,921,836

EHS UPLAND – NSD

Budget Category	EHS	
	Budget	Expenses
Personnel	\$713,008	\$626,022
Fringe Benefits	298,634	306,676
Out-of-Town Travel	4,400	232
Supplies	184,844	217,654
Contractual	715,801	573,045
Other	405,562	300,221
TOTAL BUDGET	\$2,322,249	\$2,023,850



EHSCCP NSD

Budget Category	EHS	
	Budget	Expenses
Personnel	\$161,946	\$177,473
Fringe Benefits	94,859	96,065
Out-of-Town Travel	270	—
Supplies	68,380	49,724
Contractual	637,559	637,600
Other	235,946	128,696
TOTAL BUDGET	\$1,198,960	\$1,089,558

Fiscal Year 2021–2022 (3/1/2021–2/28/2022)

EHSCCP VENTURA

Budget Category	EHSCCP	
	Budget	Expenses
Personnel	912,201	840,574
Fringe Benefits	251,265	222,436
Out-of-Town Travel	3,600	(12,321)
Supplies	245,468	223,745
Contractual	56,282	56,067
Other	450,188	367,891
TOTAL BUDGET	\$1,919,004	\$1,089,558





Fiscal Year 2020-2021 (7/1/2020-6/30/2021)

HS/EHS

Budget Category	EHS		HS-PSD	
	Budget	Expenses	Budget	Expenses
Personnel	\$789,498	\$845,062	\$2,202,132	\$2,095,748
Fringe Benefits	308,894	293,632	819,148	690,697
Out-of-Town Travel			—	—
Supplies	25,512	30,853	34,037	78,128
Contractual	6,564	8,626	21,965	29,502
Other	182,764	128,060	395,768	552,189
TOTAL BUDGET	\$1,313,232	\$1,306,233	\$3,473,050	\$3,446,264

CACFP

FY 20-21 (10/1/2020-9/30/2021)

Budget Category	EHSCCP	
	Revenue	Expenses
Consumer Nutrition	\$683,360	\$743,215
Infant Nutrition	18,485	18,485
Mileage-Associate	—	—





Supplemental ARP–CRRSA–ACF 2021–2022 (4/1/2021–7/31/2022)

ARP CRRSA

Budget Category	ARP–CDSS		CRSSA–CDSS	
	Budget	Expenses	Budget	Expenses
Personnel	\$52,342	\$47,134		\$22,345
Fringe Benefits	11,790	11,392	1,700	1,709
Out-of-Town Travel				
Supplies			41,146	3,721
Contractual				
Other			14,904	24,231
TOTAL BUDGET	\$64,132	\$58,526	\$57,750	\$52,006

ARP CRRSA

Budget Category	ARP–CDE		CRSSA–CDE	
	Budget	Expenses	Budget	Expenses
Personnel	90,000	\$80,411		\$31,863
Fringe Benefits	20,000	15,931	2,000	4,215
Out-of-Town Travel	—	—		
Supplies	5,000	130	81,293	38,044
Contractual	—	—		
Other	5,600	25	33,782	31,874
TOTAL BUDGET	\$120,600	\$96,497	\$117,075	\$52,006



Supplemental ARP-CRRSA
FY 2021-2022(4/1/2021-3/30/2022)

ARP CRRSA

Budget Category	ARP-PSD		ARP-PSD	
	Budget	Expenses	Budget	Expenses
Personnel	\$395,416	\$1,376	\$95,579	
Fringe Benefits	26,462			
Out-of-Town Travel				
Supplies	38,966			
Contractual				
Other	128,016		48,800	3,338
TOTAL BUDGET	\$588,860	\$1,376	\$144,379	\$3,338

ARP CRRSA

Budget Category	ARP-ACF		CRSSA-ACF	
	Budget	Expenses	Budget	Expenses
Personnel	64,400	\$45,383		
Fringe Benefits	—	8,849		
Out-of-Town Travel				
Supplies	14,000	20,909	81,490	60,075
Contractual	33,750	6,422		
Other	138,380	38,440	119,858	62,258
TOTAL BUDGET	\$250,530	\$120,003	\$201,348	\$122,333



Revenue and Expense Combined

Fiscal Year 2021

	YTD Actual 12/31/2021		YTD Actual 12/31/2021
INCOME FROM OPERATIONS		EXPENSES FROM OPERATIONS	
Corporate Sponsors	151,319	Salaries and Wage Administration	106,688,038
Special Events	631,939	Employee Benefits	10,438,460
Foundations	656,429	Payroll Taxes	7,881,087
Bequests	472,860	Temporary Help	1,004,059
Individual Giving	370,940		
Government Grants	19,433,266	Salaries and Related Expenses 314,209,747	
Regional Center	40,215,184	Legal and Professional Fees	139,723,197
Supported Employment	699,390	Hiring Costs	885,297
Insurance Services	211,995,695	Supplies	2,642,377
Program Service Fees	31,499,976	Telecommunications	1,849,481
Realized Gains and Losses	591,411	Postage and Shipping	197,165
Unrealized Gains and Losses	3,118,365	Occupancy	4,954,075
Miscellaneous Income	4,372,973	Minor Equipment Additions and Repairs	1,497,825
		Interest Expense	169,890
		Advertising	1,024,448
		Client Travel and Mileage Reimbursement	1,285,506
		Professional Education	603,952
		Workers Compensation Insurance	2,870,769
		Gen'l Liability and Unemployment Ins	4,255,456
		Miscellaneous Expense	1,834,898
		Depreciation	2,859,568
		Pension	3,175,631
		Membership Fee to National	4,025,667
		Allowance for Bad Debt	560,038
		Employee Relations	264,944
		Replenish Cash Reserves	0
TOTAL INCOME FROM OPERATIONS \$314,209,747		TOTAL EXPENSES FROM OPERATIONS \$300,691,828	
		EXCESS REVENUE OVER (UNDER) EXPENSES \$13,517,919	



Our Locations

San Bernardino County Child Development Services

Administrative Office
4688 Ontario Mills Pkwy
Ontario, CA 91764
909.476.1284

Upland

Child Development Center
531 West 8th Street
Upland, CA 91786
909.981.4668
Lic# 364809486
Lic# 364809487

Ontario

Child Development Center
2999 South Haven Avenue
Ontario, CA 91761
909.923.3352
Lic# 364817393
Lic# 364817394

Valley View

1801 East 6th Street
Ontario, CA 91764
909.946.9136
Lic# 364840425
Lic# 364840509

Montclair

9950 Monte Vista Avenue
Montclair, CA 91763
909.626.1700
Lic# 364840169

Ventura Child Development Services

Child Development Center
10730 Henderson Road
Ventura, CA 93004
805.641.1141
Lic# 566214141

North San Diego Child Development Services

Administrative Office
2430 Auto Park Way, Suite 101
Escondido, CA 92029
760.743.1185

Encinitas

Child Development Center
2240 Encinitas Blvd
Encinitas, CA 92024
760.635.2600
Lic#376701078

Solana Beach

Child Development Center
936 W. Genevieve Street
Solana Beach, CA 92075
858.509.2600
Lic#376701077

Leucadia

Child Development Center
616 N. Coast Highway 101
Encinitas, CA 92024
760.436.4800
Lic#376701076

North San Diego Childcare Partners

Childrens Paradise
986 W. El Norte Pkwy
Escondido, CA 92026
Lic# 376701003

Escondido Union High School District
2200 Glenridge Road
Escondido, CA 92027
Lic# 374845398

Renu Hope
5570 Old Ranch Road
Oceanside, CA 92057
Lic# 376701331

Escondido Community
Child Development Center
819 W 9th Ave
Escondido, CA 92025
Lic# 372005139

North County Community Services
950 N Fig St.
Escondido, CA 92026
Lic# 376300038

Sadaf Arsalan
3487 Pleasant Vale Drive
Carlsbad, CA 92008
Lic# 376620667





North San Diego County Family Child Care Providers

Luz Rivera
540 N. Elm Street
Escondido, CA 92025
Lic# 376613011

Hortencia Mata
820 Paula Street
Escondido, CA 92027
Lic# 376616501

Hortencia Mata
820 Paula Street
Escondido, CA 92027
Lic# 376616501

Silvia Villegas
1128 9th Street
Ramona, CA 92065
Lic# 376614806

Gloria Hurtado
2049 Via Alexandra
Escondido, CA 92026
Lic#376619697





Easterseals is leading the way to full equity, inclusion and access through life-changing disability and community services. For more than 100 years, we have worked tirelessly with our partners to enhance quality of life and expand local access to healthcare, education and employment opportunities.



1063 McGaw Avenue, Suite 100 • Irvine, CA 92614
714.834.1111 • easterseals.com/southernca