


Child Development Services



2019
ANNUAL
REPORT

Introduction

Easterseals Child Development Services provide a comprehensive, inclusive child development program for children birth to 5 years of age and their families.

Our services provide experiences and activities that are appropriate for the age and development of each individual child.

Easterseals has built strong partnerships with local communities throughout Southern California. It is through these partnerships and our committed staff that Easterseals is able to continually improve the lives of children and families through quality early child development services. We believe quality early childhood education is the foundation for young children and will positively impact future generations. We strive to empower families and ensure that they have the tools needed to build a strong future for their children.

Easterseals Southern California has operated Head Start, Early Head Start and Department of Education services since 2002 to children ages 0-5 years old, and to pregnant women in Ventura, San Bernardino, and North San Diego Counties. Easterseals receives funds from the Administration of Children and Families to operate Head Start, Early Head Start, and Early Head Start-Child Care Partnership. Easterseals also receives funds from the County of San Bernardino Preschool Services Department to operate as a Delegate Agency for Head Start and Early Head Start.

Additional services provided by Easterseals are State Preschool, General Child Care and U.S. Navy and Air Force Respite Services.



Early Head Start:

This is a federally funded program for children 0-3 years old and for pregnant women.

Program options for families are as follows:

- * Center base-Full day/Full year (8-11.5 hours per day)
- * Home base-Weekly visits with 2 socializations per month
- * Family Child Care, hours vary

In 2018-2019, approximately 15% of children served had a disability.

Head Start:

This is a federally funded program for children 3-5 years old.

Program options are as follows:

- * Center Base-Full day/Full year (10 hours a day)
- * Center Base-Part day/128 days per year (3 ½ hours per day/4 days per week)
- * Center Base-Extended Day (8 hours per day/128 days per year)
- * Home Base-Weekly visits with 2 socializations per month

In 2018 - 2019, approximately 15% of children served had a disability.

Early Head Start-Child Care Partnership:

This is a federally funded program for children 0-3 years old.

Program options are as follows:

- * Center Base-Full Day/Full Year (8-10 hours a day)

In 2018 - 2019, approximately 10% of children served had a disability.

Additional Services Offered:

Services	Head Start Grantee Services NSD Coast	Early Head Start Grantee Services NSD Coast	Early Head Start Childcare Partnership Services	Early Head Start Grantee Services Escondido & Upland	Head Start Delegate Services	Early Head Start Delegate Services
% of Families Received Assistance with Mental Health Services	18%	17%	10%	5%	5%	1%
% of Families Received Assistance with Housing, such as Subsidies, Utilities or Repairs	7%	2%	12%	8%	2%	1%
% of Families Received Assistance with English as a Second Language (ESL) Training	45%	68%	17%	14%	6%	1%
% of Families Received Assistance with Adult Education, such as GED Programs	32%	41%	46%	16%	9%	6%
% of Families Received Assistance with Parenting Education	55%	34%	27%	22%	37%	72%
% of Families Received Assistance with Health Education	52%	51%	15%	19%	11%	3%
% of Families Received Assistance with Job Training	10%	14%	28%	18%	6%	7%

Funded Enrollment



Early Head Start

Easterseals serves 214 infants and toddlers, ages 0-3, and pregnant women in Ontario and Upland (in San Bernardino County) and in North San Diego County through a variety of program options including center base, home base, and family child care homes. In 2018-2019 a total of 303 children (275 families) were served in this program.

Easterseals received additional funding in March 2019 to serve 116 infants and toddlers in Ventura County with center base and home base options. Services began September 2019. There is no data to report for 2018-2019.

Easterseals serves 80 infants and toddlers in San Bernardino County with center base and home base programs in the city of Ontario and Upland, through a contract with the County of San Bernardino. In 2018-2019 a total of 137 children (125 families) were served in this program.

Early Head Start-Child Care Partnership

Easterseals serves 168 infants and toddlers in North San Diego County through the Early Head Start Child Care Partnership program through contracted partner agencies and family child care providers. In 2018-2019 a total of 256 children (231 families) were served in this program.

Head Start

Easterseals serves a total of 515 preschool children ages 3-5 in San Bernardino County with center base and home base services in the cities of Upland, Ontario, Rancho Cucamonga, Fontana, Chino and Montclair. In 2018-2019 a total of 605 children (554 families) were served in these programs.

Easterseals serves 191 preschool children in North San Diego County with center base and home base services in the cities of Encinitas and Solana Beach. In 2018-2019 a total of 220 children (211 families) were served in these programs.

Eligible Served:

Approximately 32% of eligible children in the communities were served in our EHS and HS programs

Average Monthly Enrollment:

EHS Grantee Services

100%

EHS Child Care Partnership Services

100%

HS Grantee Services

100%

EHS Delegate Services

100%

EHS Grantee Conversion

98%

HS Delegate Services

98%

Parent Involvement

Parent involvement is important and makes our programs survive and flourish. Parents are encouraged to take part in a variety of committees and events throughout the year!



Policy Council/Committee: Governing group of parents and community representatives to provide shared decision making with the Board of Directors.

Parent Advisory Committee: All parents enrolled with Child Development Services (CDS) are a part of the Parent Committee, and assist with program decisions at the center level.

Health Services Advisory Committee: Parents and Community Partners discuss various health topics and share resources.

Dental Screening: Approximately 97% of our children participated in the Dental Screening conducted by Early Smiles Center for Oral Health. Dental resources were given to families as needed.

Parent Workshops: Resume Building workshops, as well as Interview Tip workshops were conducted helping parents get prepared to seek employment.

The Week of the Young Child: A week dedicated to young children with activities that celebrate the importance and love of children.

Additional Parent Involvement Activities:


- * Back to School Night
- * Fall Harvest Festival
- * Father's Day Breakfast
- * Family Fun Day
- * Mother's Day Breakfast
- * Winter Festival
- * Friendship Day
- * Spring Celebration
- * Multicultural Day
- * Picnic in the Park
- * Parenting Classes
- * Children's Group
- * Read for the Record
- * Bring your dad to school day
- * Menu Planning Workshop
- * Healthy Eating Workshop
- * Kindergarten Readiness
- * Week of the Young Child
- * Dr. Seuss Day
- * Field Trips
- * Literacy Workshop

School Readiness

Easterseals Child Development Services prepare children for kindergarten and the years following. Various activities in developmentally appropriate indoor and outdoor environments are conducted three times throughout the year, using Desired Results Developmental Profile 2015 (DRDP 2015) Assessment, on a range of academic readiness skills for kindergarten. In 2018-2019 the School Readiness goals were as follows:

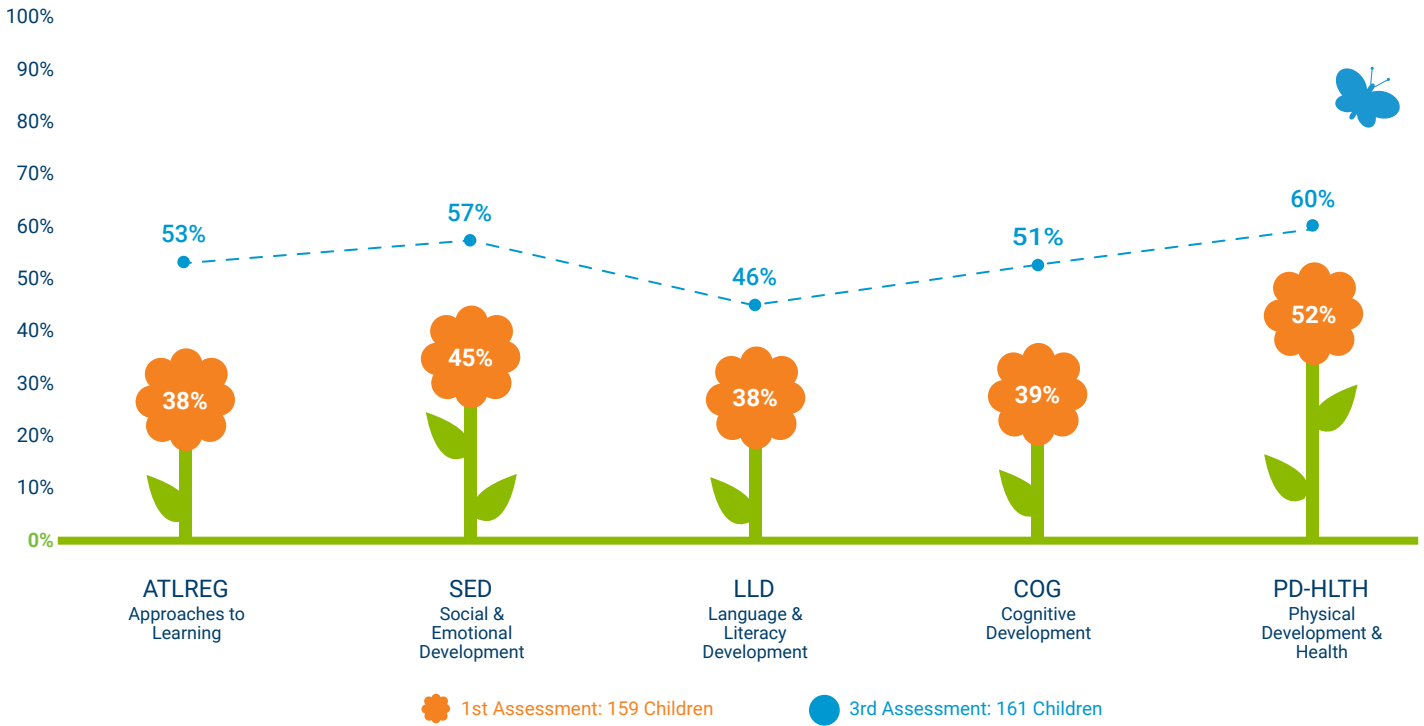


Domains	Children Will...
Physical Development and Health	<ul style="list-style-type: none"> * Children will demonstrate coordination of movements, including small and large muscle control through eye-hand coordination, hand strength and dexterity. * Children will practice healthy and safe habits on a routine basis.
Social and Emotional Development	<ul style="list-style-type: none"> * Children will demonstrate positive social skills, interactions and emotional behaviors and abilities.
Approaches to Learning	<ul style="list-style-type: none"> * Children will participate in creative and imaginative activities that provide ways to express thoughts, feelings and experiences in order to strengthen their abilities and knowledge in all areas of development.
Language & Literacy	<ul style="list-style-type: none"> * Children will demonstrate an understanding of language and literacy.
Cognitive & General Knowledge	<ul style="list-style-type: none"> * Children will participate in teacher and self-directed activities demonstrating initiative, curiosity, persistence, attentiveness and cooperation; and will gather information to analyze and solve problems that relate to their natural and physical world.

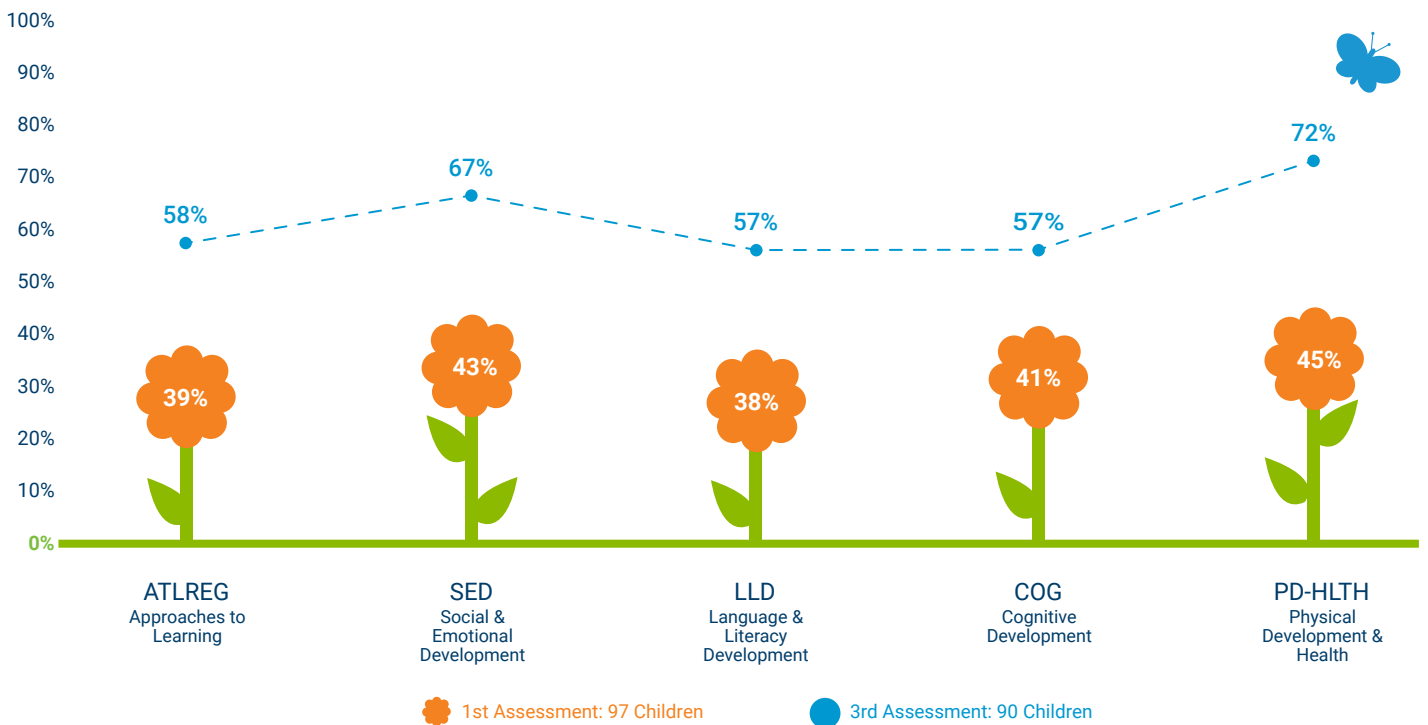


Various activities in developmentally appropriate indoor and outdoor environments are conducted three times throughout the year.

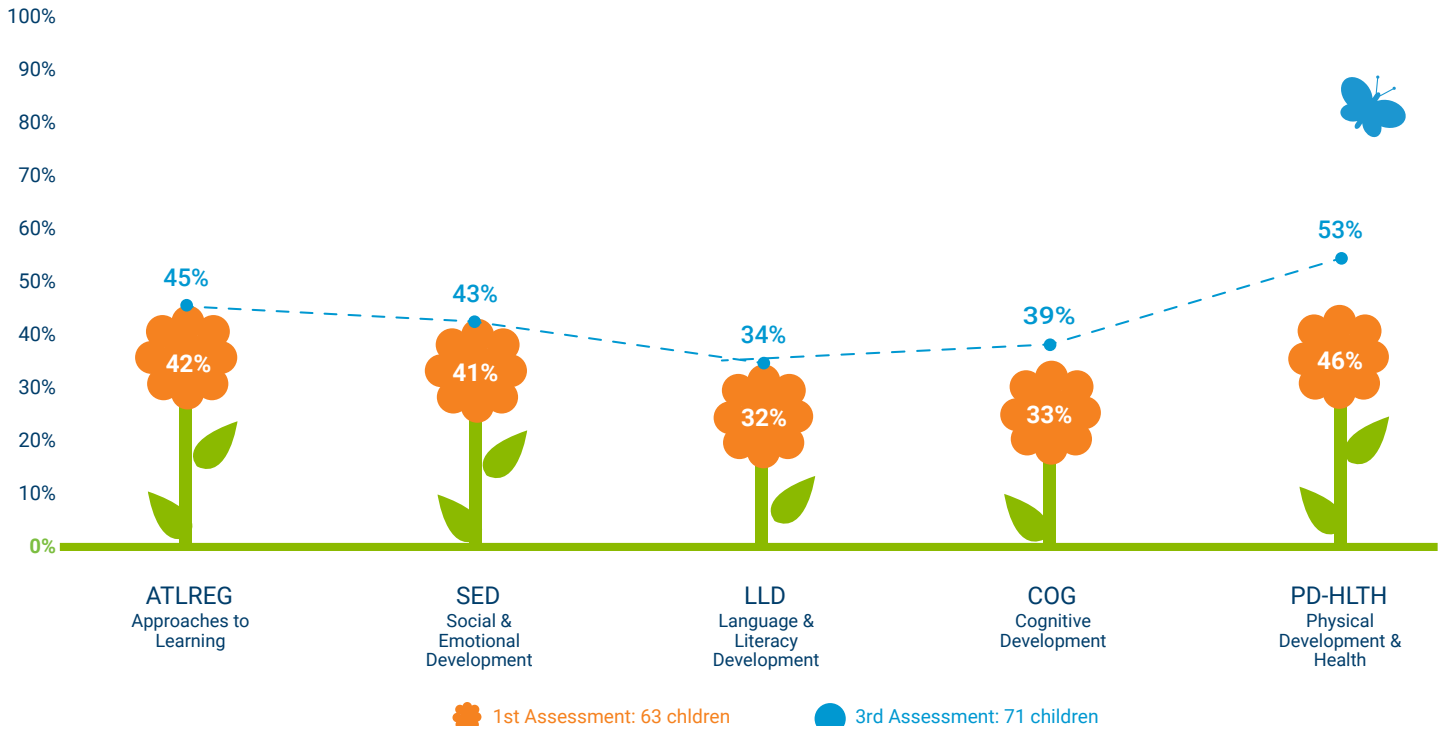
North San Diego Early Head Start Child Care Partnership
 Children At or Above Exploring Later
Assessment 1 vs. Assessment 3
 2018-2019



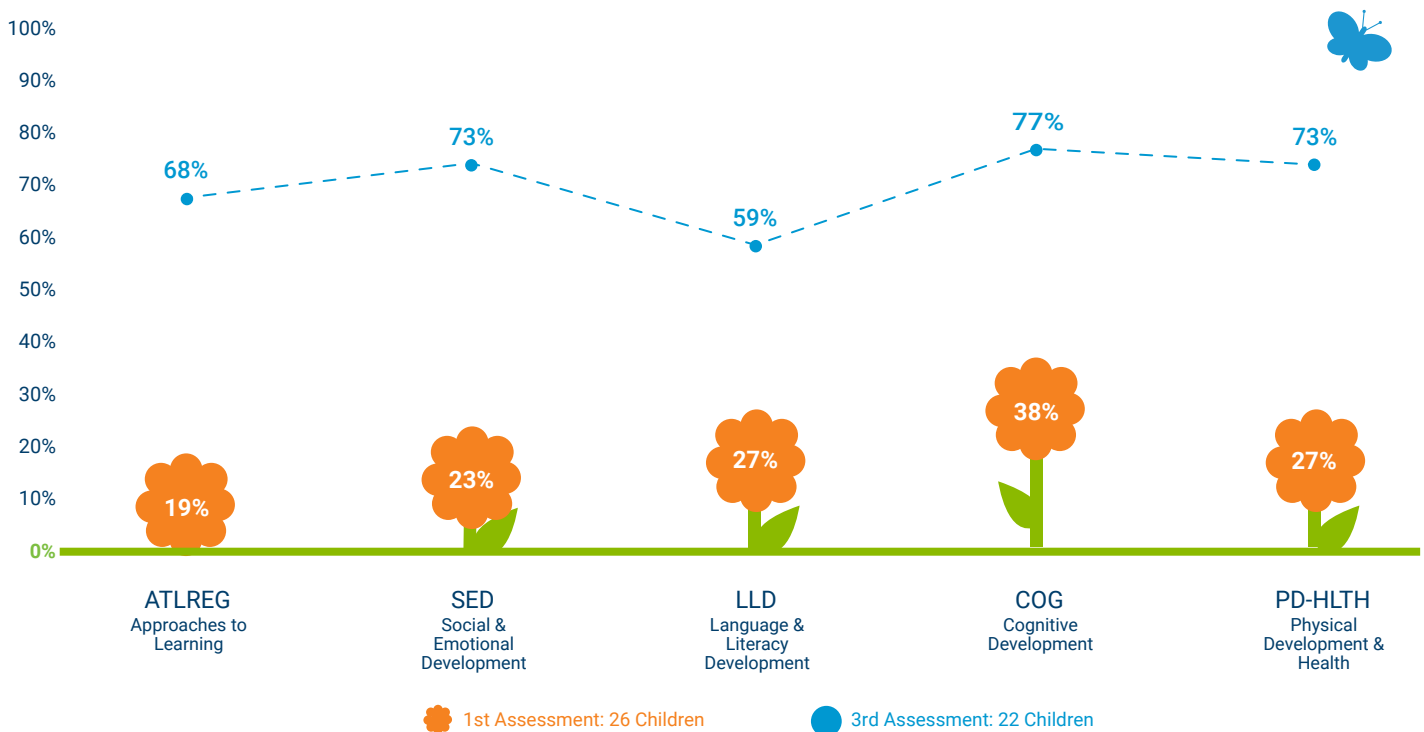
Early Head Start Grantee Services
 Children At or Above Exploring Later
Assessment 1 vs. Assessment 3
 2018-2019 School Year




Early Head Start Delegate Program
 Children at or Above Exploring Later
Assessment 1 vs. Assessment 3
 2018-2019




Early Head Start Grantee (Conversion) Center Base
 Children at or Above Exploring Later
Assessment 1 vs. Assessment 3
 2018-2019



Head Start Delegate Program
 Children at or Above Exploring Later
Assessment 1 vs. Assessment 3
 2018-2019



Head Start Grantee Full Day Services
 Children at or Above Exploring Later
Assessment 1 vs. Assessment 3
 2018-2019





Easterseals Southern California has operated Head Start, Early Head Start and Department of Education services since 2002 to children ages 0-5 years old.



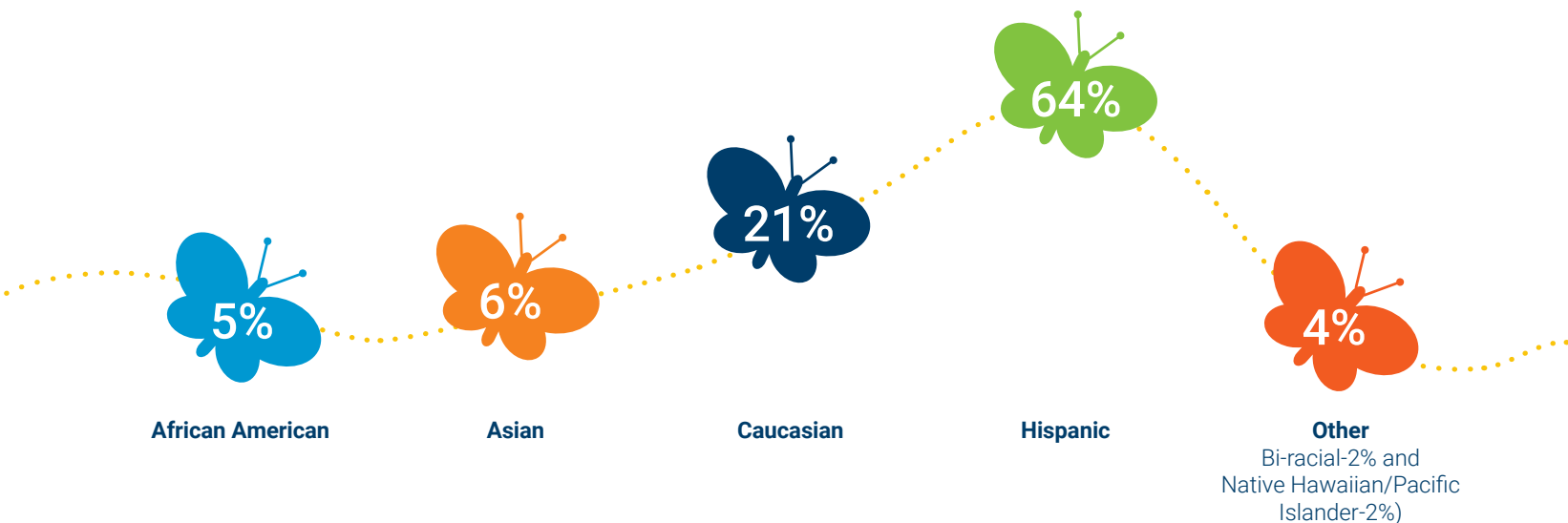
Medical and Dental Services

In 2018-2019, 93% of children in the Easterseals Early Head Start and Head Start programs had preventative medical and dental exams.

Audit and Review Results

To date, the 2019 agency audit has not been completed. Easterseals Southern California (ESSC) is awaiting results. There were no Federal Reviews conducted during the 2019 year for the ESSC programs.

Our Staff



Administration of Children and Families Funded Programs

Budget and Revenue and Expense Summary
Fiscal Year 2019 (1/1/19-12/31/19) and 2018-19 (7/1/18-6/30/19)

EHS and EHS/HS FY 2019

EHSCCP-NSD

BUDGET CATEGORY	EHS -2019 Budget	EHS-2019 Expenses	HS/EHS 2019 Budget	HS/EHS 2019 Expenses	EHSCCP 18-19 Budget	EHSCCP 18-19 Expenses
Personnel	\$817,281	\$789,792	\$1,745,389	\$1,437,629	\$499,958	\$528,643
Fringe Benefits	246,582	234,214	439,218	344,717	150,663	85,014
Out-of-Town Travel	13,702	2,332	10,249	71,593	2,278	-
Supplies	49,621	111,375	68,966	22,937	29,450	143,443
Contractual	669,195	579,520	27,791		1,282,371	1,276,552
Other	294,159	273,718	406,316	560,344	260,700	220,922
TOTAL BUDGET	\$2,090,540	\$1,990,951	\$2,697,929	\$2,437,220	\$2,225,420	\$2,254,574




Preschool Services Department Funded Programs

Budget and Revenue and Expense Summary
Fiscal Year 2018-19 (7/1/18-6/30/19)

HS-EHS-PSD

BUDGET CATEGORY	HS PSD - 18-19 Budget	HS PSD 18-19 Expenses	EHS PSD 18-19 Budget	EHS PSD 18-19 Expenses
Personnel	\$2,149,364	\$2,248,540	\$557,757	\$509,835
Fringe Benefits	516,460	566,354	124,854	108,891
Out-of-Town Travel	-	-	-	-
Supplies	155,412	148,179	119,172	79,182
Contractual	11,352	11,352	6,500	2,827
Other	584,278	600,399	174,572	128,599
TOTAL BUDGET	\$3,416,866	\$3,574,824	\$982,855	\$829,334



Department of Education Funding


Budget and Revenue and Expense Summary
Fiscal Year 2018-19 (7/1/18-6/30/19)

CCTR AND CSPP Fiscal Year 2018-19

BUDGET CATEGORY	CCTR 18-19 Budget	CCTR 18-19 Expenses	CSPP 18-19 Budget	CSPP 18-19 Expenses	QPI 18-19 Budget	QPI 18-19 Expenses
Personnel	\$1,688,609	\$1,320,746	\$1,135,009	\$1,066,298	\$1,208	\$1,208
Fringe Benefits	325,410	332,478	334,275	203,076	118	118
Out-of-Town Travel	-	-	-	-	-	-
Supplies	57,300	82,848	44,850	57,187	21,278	21,278
Contractual	2,800	3,679	4,375	2,976	18,400	18,400
Other	174,550	172,998	378,972	385,812	-	-
TOTAL BUDGET	\$2,248,669	\$1,912,749	\$1,897,481	\$1,715,349	\$41,004	\$41,004

Child and Adult Care Food Program

	FP 18-19 Budget	FP 18-19 Expenses
Consumer Nutrition	\$552,327	\$669,125
Infant Nutrition	19,298	12,614
	571,625	681,739



Child Development Services Funding

Fiscal Year 2018-19 (7/1/18-6/30/19) and 2019(1/1/19-12/31/19)

California Department of Education (CDE) Fiscal Year 2018-19	
CCTR	\$2,248,669
CSPP	\$1,897,481
CDE Total Funding	\$4,146,150
Administration of Children and Families (ACF) Fiscal Year 2019 and 2018-19	
EHS	\$2,090,540
EHS-HS	\$2,697,929
EHS-CCP North San Diego	\$2,225,420
ACF Total Funding	\$7,013,889
Preschool Services Department (PSD) Fiscal Year 2018-19	
EHS	\$982,855
HS	\$3,574,824
	\$4,557,679
Child and Adult Care Food Program (CACFP) Fiscal Year 2018-19 (10/1/18-9/30/19)	
Food Program-North San Diego	185,598
Food Program-Valley View	35,793
Food Program-Ventura	43,522
Food Program-Montclair	68,543
Food Program-Upland	168,700
Food Program-Ontario	69,469
CACFP Total Funding	\$571,625
Miscellaneous Funding Fiscal Year 2018-19	
Quality Preschool Initiative	44,033
Quality Rating System-Ventura	2,000
Quality Start-San Bernardino	26,796
Air Force Respite Care	3,850
Navy Respite-Child Care Aware	26,398
US-Navy Respite	32,950
Total Misc. Funding	\$136,027
Total CDC Funding FY 2018-19	\$16,425,370
As a Percent of Agency Revenue	6%

Easterseals Southern California Income Statement

Fiscal Year 2019 (1/1/19 - 12/31/19) and FY 2017-18 (6/1/17 - 6/30/18)

	Annual Budget
INCOME FROM OPERATIONS	
Corporate Sponsors	\$730,111
Special Events	688,500
Foundations	2,147,443
Bequests	250,000
Individual Giving	2,285,000
Government Grants	16,977,720
Regional Center	43,690,664
Supported Employment	288,979
Insurance Services	210,704,383
Program Service Fees	272,358
Realized Gains and Losses	0
Unrealized Gains and Losses	1,000,000
Miscellaneous Income	710,405
TOTAL INCOME FROM OPERATIONS	\$279,745,562

	Annual Budget
EXPENSES FROM OPERATIONS	
Salaries and Wage Administration	104,357,024
Employee Benefits	9,202,927
Payroll Taxes	8,024,923
Temporary Help	1,107,841
Salaries and Related Expenses	122,692,715
Legal and Professional Fees	110,443,808
Hiring Costs	1,201,287
Supplies	3,448,986
Telecommunications	1,624,467
Postage and Shipping	170,379
Occupancy	4,429,177
Minor Equipment Additions and Repairs	3,390,704
Interest Expense	667,065
Advertising	1,375,280
Client Travel and Mileage Reimbursement	5,046,910
Professional Education	911,246
Workers Compensation Insurance	2,509,714
Gen'l Liability and Unemployment Ins	774,736
Miscellaneous Expense	2,449,812
Depreciation	2,590,448
Pension	1,692,121
Membership Fee to National	109,650
Allowance for Bad Debt	1,000,000
Employee Relations	747,890
Replenish Cash Reserves	9,000,000
TOTAL EXPENSES FROM OPERATIONS	\$276,276,394
EXCESS REVENUE OVER (UNDER) EXPENSES	\$3,469,168



Our Locations

San Bernardino County

Child Development Services
Administrative Office
4688 Ontario Mills Pkwy
Ontario, CA 91764
909.476.1284

Upland

Child Development Center
531 West 8th Street
Upland, CA 91786
909.981.4668
Lic# 364809486
Lic# 364809487

Ontario

Child Development Center
2999 South Haven Avenue
Ontario, CA 91761
909.923.3352
Lic# 364817393
Lic# 364817394

Valley View

Infant Center
1801 East 6th Street
Ontario, CA 91764
909.946.9136
Lic# 364840425
Lic# 364840509

Montclair

Child Development Center
9950 Monte Vista Avenue
Montclair, CA 91763
909.626.1700
Lic# 364840169

Ventura

Child Development Center
10730 Henderson Road
Ventura, CA 93004
805.641.1141
Lic# 566214141

North San Diego

Child Development Services
Administrative Office
2430 Auto Park Way, Suite 101
Escondido, CA 92029
760.743.1185

Encinitas

Child Development Center
2240 Encinitas Blvd
Encinitas, CA 92024
760.635.2600
Lic#376701078

Solana Beach

Child Development Center
936 W. Genevieve Street
Solana Beach, CA 92075
858.509.2600
Lic#376701077

Leucadia

Child Development Center
616 N. Coast Highway 101
Encinitas, CA 92024
760.436.4800
Lic#376701076

North San Diego Childcare Partners

Childrens Paradise
986 W. El Norte Pkwy
Escondido, CA 92026
Lic# 376701003

Escondido Union High School
District
2200 Glenridge Road
Escondido, CA 92027
Lic# 374845398

Renu Hope
1300 N Escondido Blvd
Escondido, CA 92026
Lic# 376701210
Renu Hope
5570 Old Ranch Road
Oceanside, CA 92057
Lic# 376701331

Escondido Community Child
Development Center
819 W 9th Ave
Escondido, CA 92025
Lic# 372005139

North County Community Services
950 N Fig St.
Escondido, CA 92026
Lic# 376300038

Sadaf Arsalan
3487 Pleasant Vale Drive
Carlsbad, CA 92008
Lic# 376620667



Gloria Hurtado
2049 Via Alexandra
Escondido, CA 92026
Lic# 376619697

Hortencia Mata
820 Paula Street
Escondido, CA 92027
Lic# 376616501

Olga Prado
642 S. Hidden Trails Road
Escondido, CA 92027
Lic # 376615595

Luz Rivera
540 N. Elm Street
Escondido, CA 92025
Lic# 376613011

Silvia Villegas
1128 9th Street
Ramona, CA 92065
Lic# 376614806



North San Diego County Family Child Care Providers

Hilda Laura Flores de Corona
1439 San Vicente Rd
Ramona, CA 92065
Lic# 376621936

Luz Rivera
540 N. Elm Street
Escondido, CA 92025
Lic# 376613011

Olga Prado
642 S. Hidden Trails Road
Escondido, CA 92027
Lic # 376615595

Maria De Lourdes Ferrer
1353 S. Broadway
Escondido, CA 92025
Lic# 376625066

Reyna Tello
827 Hidden View Lane
Escondido, CA 92027
Lic# 376616659

Sadaf Arsalan
3487 Pleasant Vale Dr.
Carlsbad, CA 92010
Lic#376620667

Hortencia Mata
820 Paula Street
Escondido, CA 92027
Lic# 376616501

Silvia Villegas
1128 9th Street
Ramona, CA 92065
Lic# 376614806

Gloria Hurtado
2049 Via Alexandra
Escondido, CA 92026
Lic#376619697





Corporate Office

1063 McGaw Avenue, Suite 100

Irvine, CA 92614

714.834.1111

easterseals.com/southernca