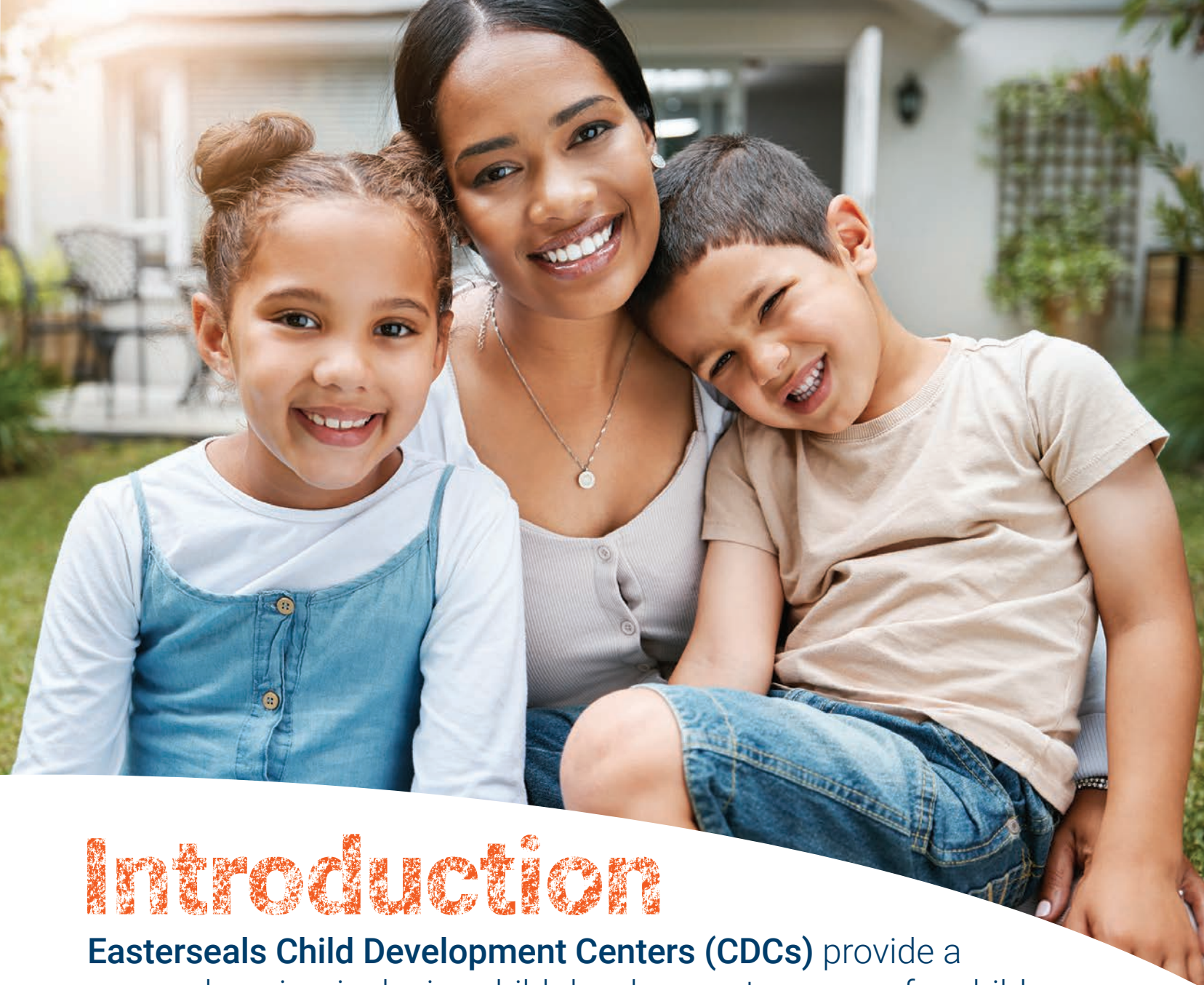




# Child Development Services

22  
ANNUAL REPORT



# Introduction

**Easterseals Child Development Centers (CDCs)** provide a comprehensive, inclusive child development program for children birth to 5 years of age, pregnant mothers and their families.

The Easterseals Child Development Centers provide experiences and activities that are appropriate for California. It is through these partnerships, and due to the committed staff, that Easterseals can continually improve the lives of children and families through quality early child development services. We believe quality early childhood education is the foundation for young children and will positively impact future generations.

We strive to empower families and ensure that they have the tools needed to build a strong future for their children. Easterseals has continually taken steps to improve family engagement in the child development

services offered and to develop better, more positive relationships with the families enrolled. As a result, Easterseals staff members use many different communication methods to maintain frequent contact with families so that each child's educational needs are met while at the center and their overall development is fostered while at home.

Easterseals Southern California has operated Head Start, Early Head Start, California Department of Education and California Department of Social Services since 2002 to children ages 0-5 years old, and to pregnant women in Ventura, San Bernardino and North San Diego Counties.

Easterseals receives funds from the Administration of Children and Families to operate Head Start, Early Head Start and a Early Head Start-Child Care Partnership. Easterseals also receives funds from the County of San Bernardino Preschool Services Department to operate as a Delegate Agency for Head Start and Early Head Start.

Additional services provided by Easter Seals are State Preschool, General Child Care and U.S. Air Force Respite Services.

## Early Head Start

This is a federally funded program for children 0-3 years old and for pregnant women.

Program options for families are as follows:

- ▶ Center base-Full day/Full year (8-10 hours per day)
- ▶ Home base-Weekly visits with 2 socializations per month
- ▶ Family Child Care, hours vary

In 2021-2022, approximately 20% of children served had a disability.

## Head Start

This is a federally funded program for children 3-5 years old.

Program options are as follows:

- ▶ Center Base-Full day/Full year (10 hours a day)
- ▶ Center Base-Part day/128 days per year (3 ½ hours per day/4 days per week)
- ▶ Extended Day (8 hours per day/175 days per year)
- ▶ Home Base-Weekly visits with two socializations per month

In 2021-2022, approximately 15% of children served had a disability.

## Early Head Start - Child Care Partnership

This is a federally funded program for children 0-3 years old.

Program options are as follows:

- ▶ Center Base-Full Day/Full Year (8-10 hours a day)

In 2021-2022, approximately 13% of children served had a disability.



# Funded Enrollment

## Early Head Start

Easterseals serves 330 infants and toddlers, ages 0-3, and pregnant women in Ontario and Upland (in San Bernardino County), Ventura County and North San Diego County through a variety of program options including center base, home base and family childcare homes. In 2021-2022, a total of 456 children (397 families) were served in this program and 22 pregnant mothers.

Easterseals serves 104 infants and toddlers in San Bernardino County with center base and home base programs in the cities of Upland, Ontario, Rancho Cucamonga, Fontana, Chino and Montclair through a contract with the County of San Bernardino. In 2021-2022, a total of 144 children (127 families) were served in this program.

## Early Head Start-Child Care Partnership

Easterseals serves 168 infants and toddlers in North San Diego County through the Early Head Start-Child Care Partnership program through contracted partner agencies and family childcare providers. In 2021-2022, a total of 246 children (219 families) were served in this program.

## Head Start

Easter Seals serves a total of 483 preschool children, ages 3-5, in San Bernardino County with center base and home base services in the cities of Upland, Ontario, Rancho Cucamonga, Fontana, Chino and Montclair. In 2021-2022, a total of 407 children (376 families) were served in these programs.

Easter Seals serves 171 preschool children in North San Diego County with center base and home base services in the cities of Encinitas and Solana Beach. In 2021-2022, a total of 224 children (212 families) were served in these programs.



# Parent Involvement

**Parent involvement** is important and makes our programs survive and flourish. Parents are encouraged to take part in a variety of committees and events throughout the year!

## They include:

### Policy Council/ Committee

Governing group of parents and community representatives to provide shared decision making with the Board of Directors.

### Parent Advisory Committee

All parents enrolled at the CDC are a part of the Parent Committee and assist with program decisions at the center level.

### Health Services Advisory Committee

Parents and Community Partners discuss various health topics and share resources.

### Parent Workshops

Resume Building workshops as well as Interview Tip workshops were conducted, helping parents prepare to seek employment.

### The Week of the Young Child

A week dedicated to young children with activities that celebrate the importance and love of children.

During the Spring of the 2021-2022 program year, many of the parent involvement events that Easterseals previously held in-person continued to be held in virtual formats, such as Zoom meetings. The scheduling of virtual meetings has increased parent and community participation due to the easy access of logging in from homes and offices.



# School Readiness

**Easterseals Child Development Services** prepare children for kindergarten and the years following.

Various developmentally appropriate activities are planned and implemented within indoor and outdoor environments at each center every day. Easterseals staff conduct assessments for each child during these planned activities as well as classroom routines three times throughout the year, using the Desired Results Developmental Profile 2015 (DRDP 2015) Assessment.



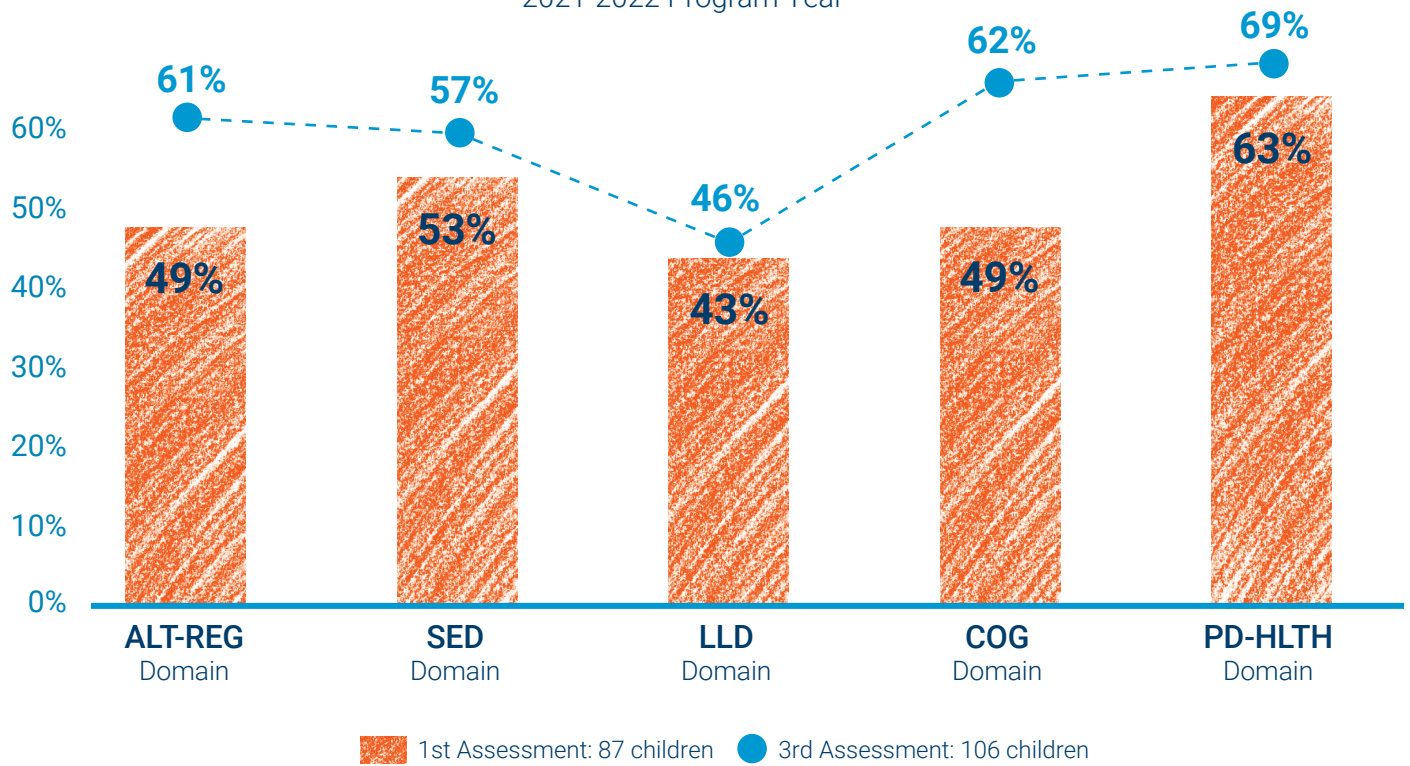
The DRDP 2015 Assessment focuses on skills and abilities needed for kindergarten entry within five main learning domains. In 2020-2021, the School Readiness goals were as follows:

Domains	Children Will...
<b>Physical Development and Health</b>	<ul style="list-style-type: none"> <li>Children will demonstrate coordination of movements, including small and large muscle control through eye-hand coordination, hand strength and dexterity.</li> <li>Children will practice healthy and safe habits on a routine basis.</li> </ul>
<b>Social and Emotional Development</b>	<ul style="list-style-type: none"> <li>Children will demonstrate positive social skills, interactions and emotional behaviors and abilities.</li> </ul>
<b>Approaches to Learning</b>	<ul style="list-style-type: none"> <li>Children will participate in creative and imaginative activities that provide ways to express thoughts, feelings and experiences in order to strengthen their abilities and knowledge in all areas of development.</li> </ul>
<b>Language &amp; Literacy</b>	<ul style="list-style-type: none"> <li>Children will demonstrate an understanding of language and literacy.</li> </ul>
<b>Cognitive &amp; General Knowledge</b>	<ul style="list-style-type: none"> <li>Children will participate in teacher and self-directed activities demonstrating initiative, curiosity, persistence, attentiveness and cooperation; and will gather information to analyze and solve problems that relate to their natural and physical world.</li> </ul>

Various developmentally appropriate activities are planned and implemented within indoor and outdoor environments at each center every day that children attend.

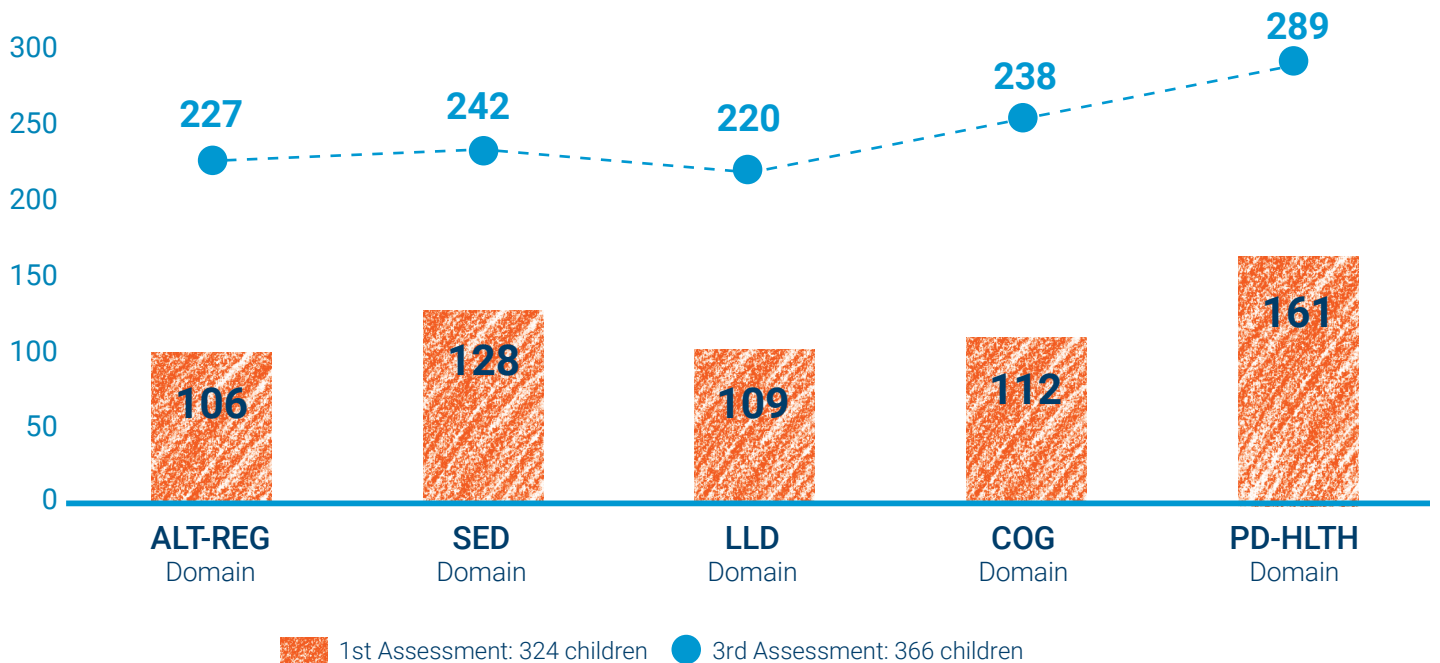
## San Bernardino County Early Head Start

Children At or Above Exploring Later  
**Assessment 1 vs. Assessment 3**  
 2021-2022 Program Year



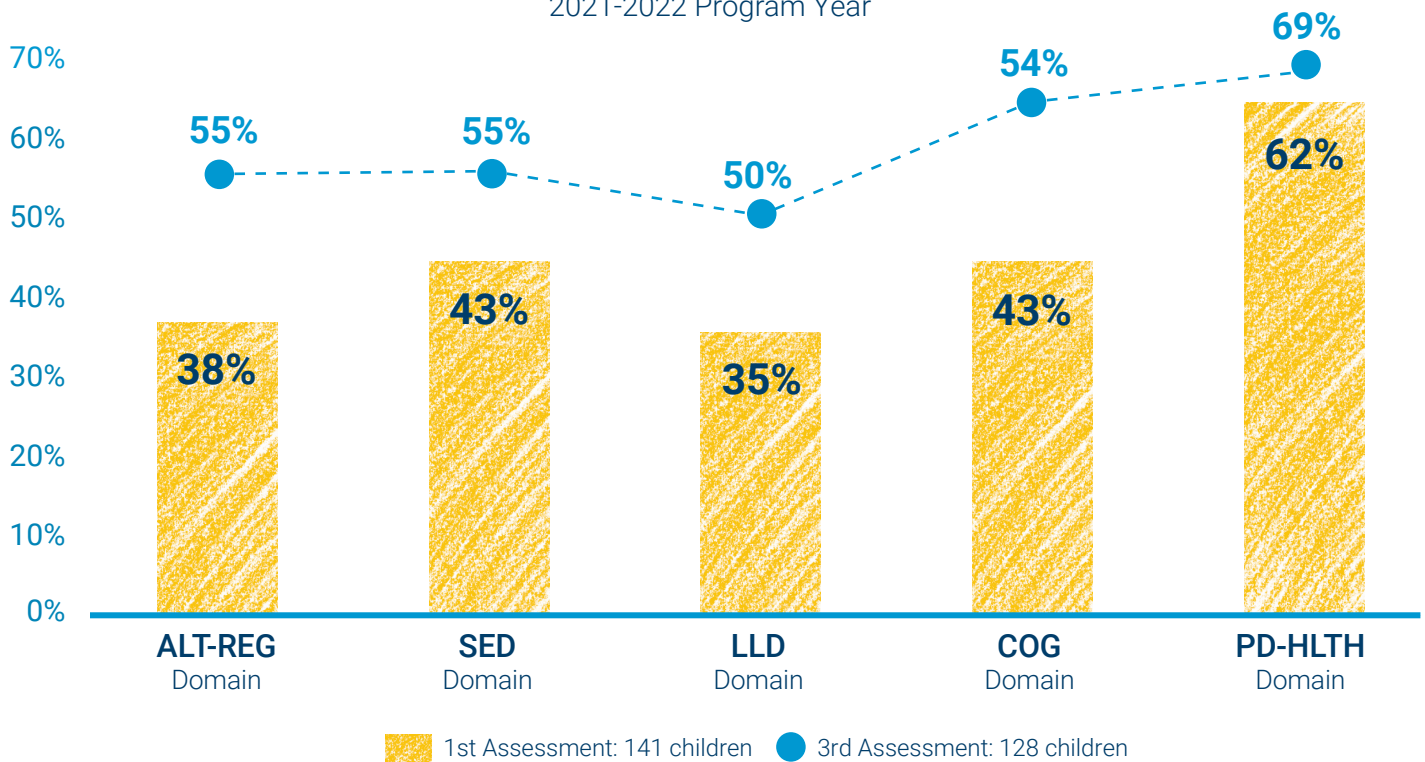
## San Bernardino County Head Start

Children At or Above Building Middle  
**Assessment 1 vs. Assessment 3**  
 2021-2022 Program Year



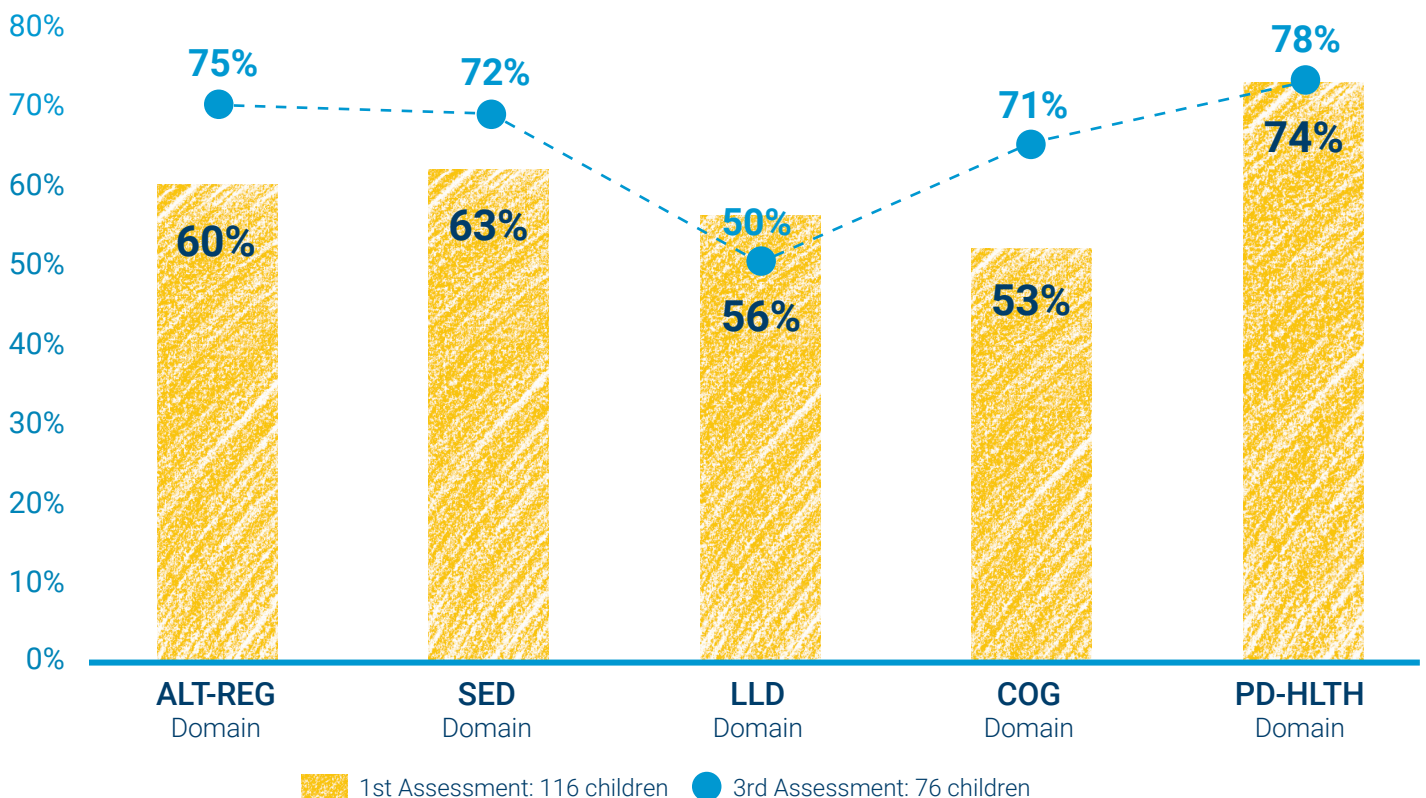
## San Diego County Early Head Start Child Care Partnership

Children At or Above Exploring Later  
**Assessment 1 vs. Assessment 3**  
2021-2022 Program Year



## San Bernardino and San Diego County Early Head Start

Children At or Above Exploring Later  
**Assessment 1 vs. Assessment 3**  
2021-2022 Program Year

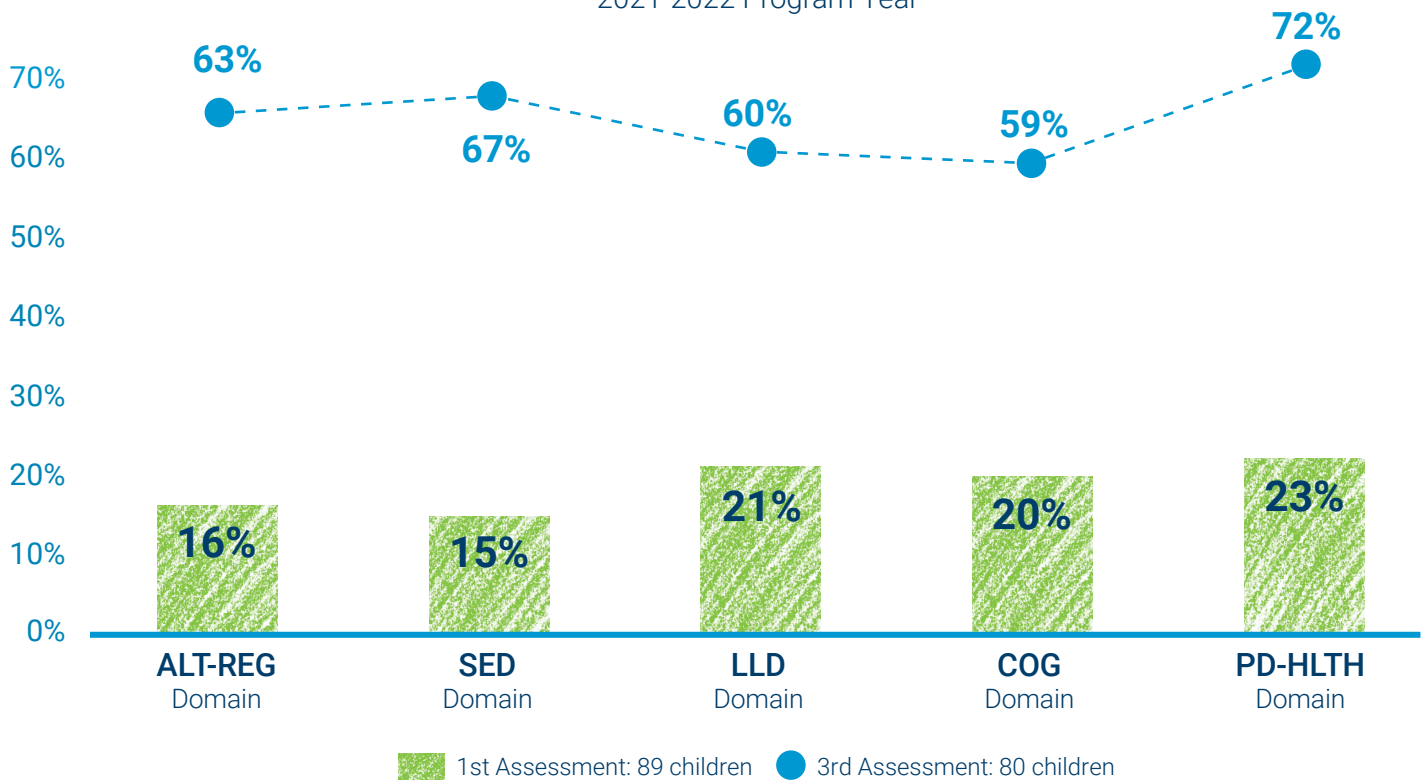


## San Diego County Head Start

Children At or Above Building Middle

**Assessment 1 vs. Assessment 3**

2021-2022 Program Year

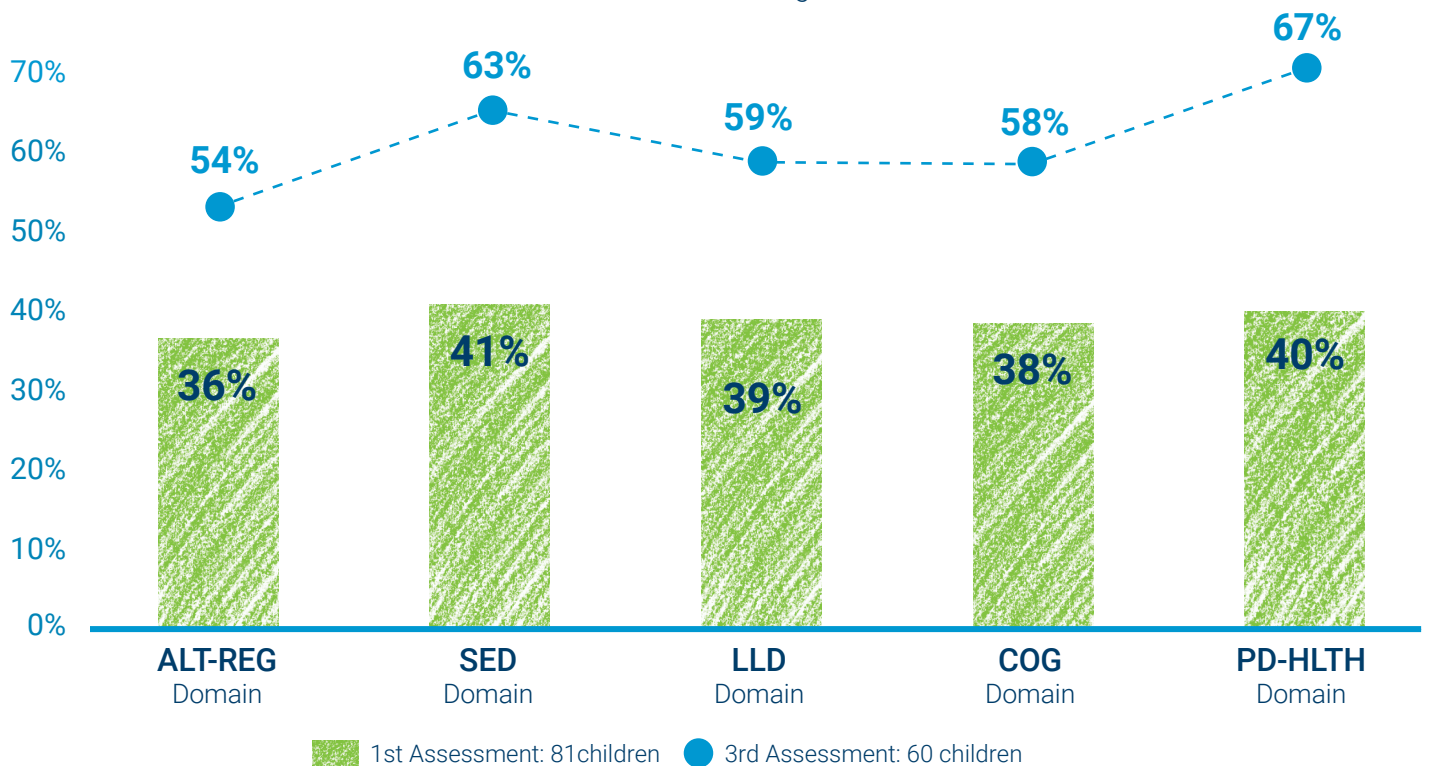


## Ventura County Early Head Start

Children At or Above Exploring Later

**Assessment 1 vs. Assessment 3**

2021-2022 Program Year





# Medical & Dental Services

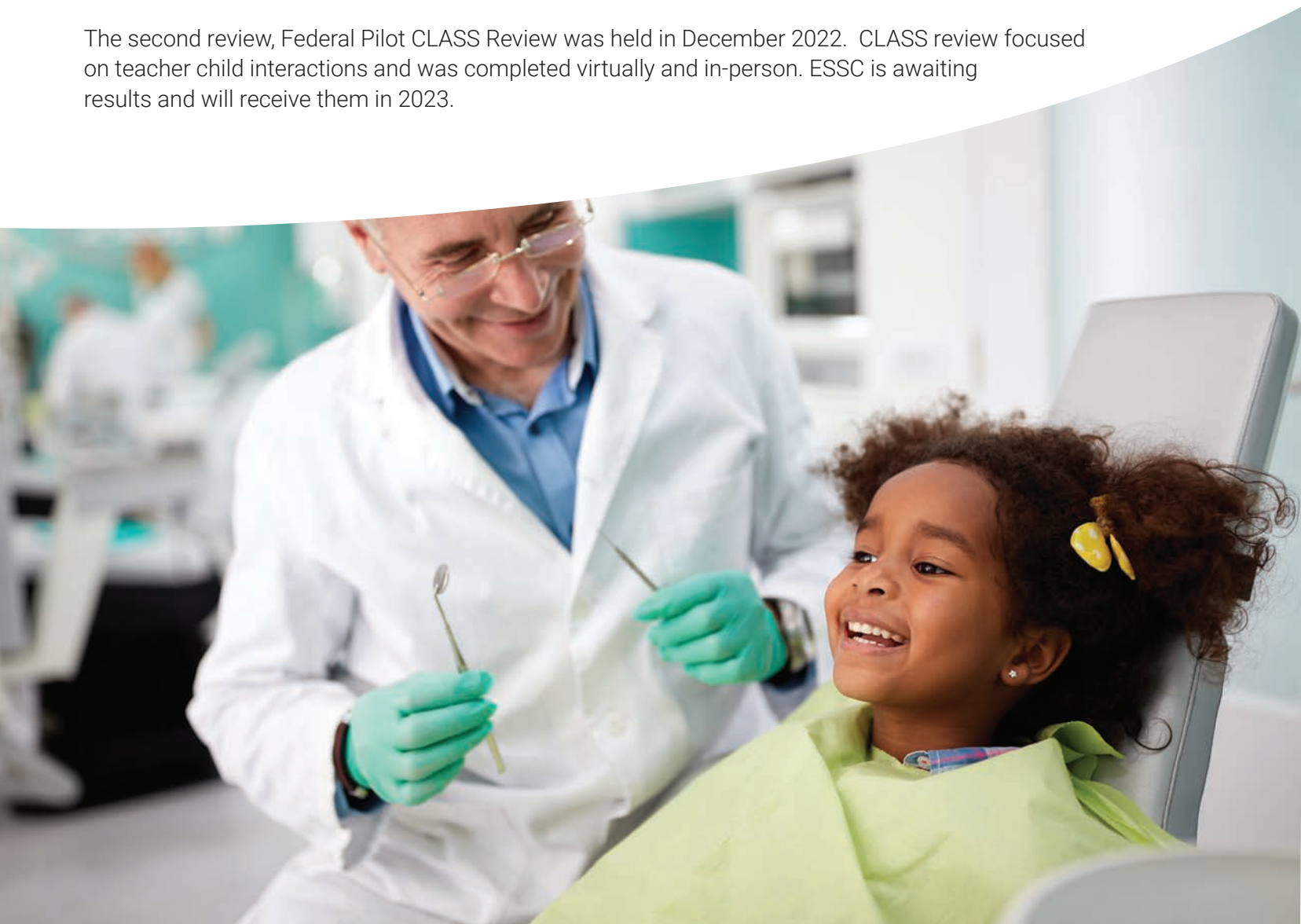
In 2021-2022, 97% of children in the Easterseals Early Head Start and Head Start programs had preventative medical and dental exams.

## Audit and Review Results

To date, the 2022 agency audit has not been completed. ESSC is awaiting results. In 2022, ESSC participated in two Federal Reviews:

The first review, Focus Area 2 Review, was held in June 2022. The review included database and file reviews, in-person interviews and teleconferences. ESSC was successful in the review, with no findings or area of noncompliance.

The second review, Federal Pilot CLASS Review was held in December 2022. CLASS review focused on teacher child interactions and was completed virtually and in-person. ESSC is awaiting results and will receive them in 2023.



# Our Staff



**3%**

**African  
American**

**3%**

**Asian**

**17%**

**Caucasian**

**73%**

**Hispanic**

**4%**

**Other**

**(Bi-racial—1%  
and  
Native Hawaiian/  
Pacific Islander—3%)**



# Financials

---

## Program Information Report and Financial Data

Fiscal Year 2022-2023



## ACF GRANTS

### Early Head Start/Head Start-Administration of Children and Families (ACF)

Budget Category	North San Diego Upland Early Head Start			North San Diego Head Start		
	Budget	Expenses	Budget Balance	Budget	Expenses	Budget Balance
Personnel	\$ 1,496,992	\$ 836,135	\$ 660,857	\$ 871,749	\$ 989,810	\$ (118,061)
Fringe Benefits	423,442	249,475	173,967	261,674	268,207	(6,533)
Out-of-Town Travel	7,920	2,010	5,910	3,000	–	\$3,000
Equipment	31,000	–	31,000	–	–	–
Supplies	284,626	48,611	236,015	77,270	72,860	4,410
Contractual	685,277	442,823	242,454	123,308	95,019	28,289
Other	662,414	307,420	354,994	618,484	530,059	88,425
<b>TOTAL BUDGET</b>	<b>\$ 3,591,671</b>	<b>\$ 1,886,474</b>	<b>\$ 1,705,197</b>	<b>\$ 1,955,485</b>	<b>\$ 1,921,836</b>	<b>\$ (470)</b>

### Early Head Start Child Care Partnership - ACF

Budget Category	North San Diego			Ventura		
	Budget	Expenses	Budget Balance	Budget	Expenses	Budget Balance
Personnel	\$ 470,635	\$ 414,151	56,484	727,707	688,688	39,019
Fringe Benefits	199,934	201,965	(2,031)	242,724	218,814	23,910
Out-of-Town Travel	567	–	\$567	2,388	–	\$2,388
Equipment	–	–	–	202,825	–	202,825
Supplies	130,016	105,200	24,816	166,314	139,932	26,382
Contractual	1,411,711	1,436,012	(24,301)	133,415	66,724	\$66,691
Other	361,331	355,716	5,615	818,766	366,353	452,413
<b>TOTAL BUDGET</b>	<b>\$ 2,574,194</b>	<b>\$ 2,513,044</b>	<b>\$ 61,150</b>	<b>\$ 2,294,139</b>	<b>\$ 1,921,836</b>	<b>\$ 813,628</b>

## ACF GRANTS

### American Recovery Plan - Coronavirus Recovery Relief Security Act - ACF

Budget Category	All Counties		
	Budget	Expenses	Budget Balance
Personnel	\$ 64,400	\$ 45,383	\$ 19,017
Fringe Benefits	–	8,849	(8,849)
Out-of-Town Travel	–		–
Equipment	–		–
Supplies	14,000	20,909	(6,909)
Contractual	33,750	6,422	27,328
Other	138,380	38,440	99,940
<b>TOTAL BUDGET</b>	<b>\$ 250,530</b>	<b>\$ 120,003</b>	<b>\$ 130,527</b>

### CRRSA - Coronavirus Recovery Relief Security Act - ACF

Budget Category	All Counties		
	Budget	Expenses	Budget Balance
Personnel	\$ –		\$ –
Fringe Benefits	–		–
Out-of-Town Travel	–		–
Equipment	–		–
Supplies	81,490	60,075	21,415
Contractual			–
Other	119,858	62,258	57,600
<b>TOTAL BUDGET</b>	<b>\$ 201,348</b>	<b>\$ 122,333</b>	<b>\$ 79,015</b>

## PSD GRANTS

### Head Start/Early Head Start - Preschool Services Department

Budget Category	Inland Empire - HS			Inland Empire - EHS		
	Budget	Expenses	Budget Balance	Budget	Expenses	Budget Balance
Personnel	\$ 2,202,132	\$ 2,095,748	\$ 106,384	\$ 789,498	\$ 845,062	\$ (55,564)
Fringe Benefits	819,148	690,697	\$128,451	300,894	293,632	7,262
Out-of-Town Travel	–	–	\$–	–	–	\$–
Equipment	–	–	\$–	–	–	\$–
Supplies	34,037	78,128	(44,091)	25,512	30,089	(4,577)
Contractual	21,965	29,502	(7,537)	6,564	8,626	(2,062)
Other	395,768	552,189	(156,421)	182,764	127,823	54,941
<b>TOTAL BUDGET</b>	<b>\$ 3,473,050</b>	<b>\$ 3,446,264</b>	<b>\$ 26,786</b>	<b>\$ 1,305,232</b>	<b>\$ 1,305,232</b>	<b>\$ (0)</b>

### American Recovery Plan - Coronavirus Recovery Relief Security Act - PSD

### CRRSA - Coronavirus Recovery Relief Security Act - PSD

Budget Category	All Counties			All Counties		
	Budget	Expenses	Budget Balance	Budget	Expenses	Budget Balance
Personnel	\$ 395,416	\$ 234,077	\$ 161,339	\$–	\$ 6,099	\$ (6,099)
Fringe Benefits	26,462	10,890	15,572	–	–	–
Out-of-Town Travel	–	–	–	–	–	–
Equipment	–	–	–	–	–	–
Supplies	38,966	22,928	16,038	95,579	22,272	73,307
Contractual	–	–	–	–	–	–
Other	128,016	27,792	100,224	48,800	54,227	(5,427)
<b>TOTAL BUDGET</b>	<b>\$ 588,860</b>	<b>\$ 295,687</b>	<b>\$ 293,173</b>	<b>\$ 144,379</b>	<b>\$ 82,598</b>	<b>\$ 61,781</b>

## STATE GRANTS

### State Preschool - California Department of Education

Budget Category	North San Diego			Inland Empire and Ventura		
	Budget	Expenses	Budget Balance	Budget	Expenses	Budget Balance
Personnel	\$ 486,621	\$ 476,050	\$ 10,571	\$ 806,243	\$ 764,384	\$ 41,859
Fringe Benefits	135,000	110,895	24,105	205,000	209,275	(4,275)
Out-of-Town Travel	–	–	\$ –	–	–	–
Equipment	–	–	\$ –	–	–	–
Supplies	32,100	54,864	(22,764)	180,100	179,971	129
Contractual	5,000	3,654	1,346	7,000	6,949	51
Other	185,867	187,623	(1,755)	270,710	255,819	14,891
<b>TOTAL BUDGET</b>	<b>\$ 844,588</b>	<b>\$ 833,086</b>	<b>\$ 11,503</b>	<b>\$ 1,469,053</b>	<b>\$ 1,416,399</b>	<b>\$ 52,654</b>

### General Child Care - California Department of Social Services

Budget Category	North San Diego			Inland Empire and Ventura		
	Budget	Expenses	Budget Balance	Budget	Expenses	Budget Balance
Personnel	\$ 288,362	\$ 241,541	\$ 46,821	\$ 1,179,625	\$ 1,065,392	\$ 114,233
Fringe Benefits	83,200	66,139	17,061	335,000	348,493	(13,493)
Out-of-Town Travel	–	–	\$ –	–	–	\$ –
Equipment	–	–	\$ –	–	–	\$ –
Supplies	125,900	81,245	44,655	261,850	246,730	15,120
Contractual	11,125	5,279	\$5,846	8,500	7,209	\$1,291
Other	143,217	97,329	45,888	314,044	242,954	71,090
<b>TOTAL BUDGET</b>	<b>\$ 651,804</b>	<b>\$ 491,533</b>	<b>\$ 160,271</b>	<b>\$ 2,099,019</b>	<b>\$ 1,910,778</b>	<b>\$ 188,241</b>

# Revenue and Expense Summary

Combined FY 2022

INCOME FROM OPERATIONS		EXPENSES FROM OPERATIONS	
Corporate Sponsors	\$ 505,232	Salaries and Wage Administration	\$ 119,696,958
Special Events	291,407	Employee Benefits	10,953,234
Foundations	915,826	Payroll Taxes	8,767,796
Bequests	42,777	Temporary Help	1,936,754
Individual Giving	1,305,827	<b>Salaries and Related Expenses</b>	<b>\$ 141,354,742</b>
Government Grants	20,544,450		
Regional Center	39,335,351	Legal and Professional Fees	\$ 168,426,708
Supported Employment	341,824	Hiring Costs	1,451,513
Insurance Services	293,302,737	Supplies	4,217,745
Program Service Fees	699,653	Telecommunications	1,825,186
Realized Gains and Losses	502,209	Postage and Shipping	268,955
Unrealized Gains and Losses	(5,157,283)	Occupancy	5,123,081
Miscellaneous Income	1,148,047	Mirror Equipment Additions and Repairs	6,186,388
<b>TOTAL INCOME FROM OPERATIONS</b>	<b>\$ 314,209,747</b>	Interest Expense	133,724
		Advertising	895,089
		Client Travel and Mileage Reimbursement	2,274,257
		Professional Education	595,258
		Workers Compensation Insurance	1,701,535
		Gen'l Liability Insurance	2,242,794
		Miscellaneous Expense	2,477,167
		Depreciation	3,379,942
		Amortization	76,350
		Pension	3,647,966
		Membership Fee to National	345,313
		Allowance for Bad Debt	8,164,085
		Employee Relations	329,637
		Replenish Cash Reserves	—
		<b>Non Salary Related Expenses</b>	<b>\$ 213,762,693</b>
		<b>TOTAL EXPENSES FROM OPERATIONS</b>	<b>\$ 355,117,435</b>
		<b>EXCESS REVENUE OVER (UNDER) EXPENSES</b>	<b>\$ (1,339,378)</b>





# Our Locations

## San Bernardino County Child Development Services

Administrative Office  
4688 Ontario Mills Pkwy  
Ontario, CA 91764  
909.476.1284

### Upland

Child Development Center  
531 West 8th Street  
Upland, CA 91786  
909.981.4668  
Lic# 364809486  
Lic# 364809487

### Ontario

Child Development Center  
2999 South Haven Avenue  
Ontario, CA 91761  
909.923.3352  
Lic# 364817393  
Lic# 364817394

### Valley View

Infant Center  
1801 East 6th Street  
Ontario, CA 91764  
909.946.9136  
Lic# 364840425  
Lic# 364840509

### Montclair

Child Development Center  
9950 Monte Vista Avenue  
Montclair, CA 91763  
909.626.1700  
Lic# 364840169

## Ventura Child Development Services

Child Development Center  
10730 Henderson Road  
Ventura, CA 93004  
805.641.1141  
Lic# 566214141

## North San Diego Child Development Services

Administrative Office  
2430 Auto Park Way, Suite 101  
Escondido, CA 92029  
760.743.1185

### Encinitas

Child Development Center  
2240 Encinitas Blvd  
Encinitas, CA 92024  
760.635.2600  
Lic#376701078

### Solana Beach

Child Development Center  
936 W. Genevieve Street  
Solana Beach, CA 92075  
858.509.2600  
Lic#376701077

### Leucadia

(closing December 2022)  
Child Development Center  
616 N. Coast Highway 101  
Encinitas, CA 92024  
760.436.4800  
Lic#376701076





### North San Diego Childcare Partners

Childrens Paradise  
986 W. El Norte Pkwy  
Escondido, CA 92026  
Lic# 376701003

Escondido Union High School District  
2200 Glenridge Road  
Escondido, CA 92027  
Lic# 374845398

Renu Hope  
5570 Old Ranch Road  
Oceanside, CA 92057  
Lic# 376701331

Escondido Community Child Development Center  
819 W 9th Ave  
Escondido, CA 92025  
Lic# 372005139

North County Community Services  
950 N Fig St.  
Escondido, CA 92026  
Lic# 376300038

North County Community Services  
709 San Diego St.  
Oceanside, CA 92058  
Lic# 372005131

North County Community Services  
1317 Oak Hill Dr.  
Escondido, CA 92027  
Lic#376600505

Sadaf Arsalan  
3487 Pleasant Vale Drive  
Carlsbad, CA 92008  
Lic# 376620667

Luz Rivera  
540 N. Elm Street  
Escondido, CA 92025  
Lic# 376613011

Hortencia Mata  
820 Paula Street  
Escondido, CA 92027  
Lic# 376616501

Sandra Vega  
2470 Cranston Dr.  
Escondido 92025  
Lic# 376626042

### North San Diego County Family Child Care Providers

Hortencia Mata  
820 Paula Street  
Escondido, CA 92027  
Lic# 376616501

Luz Rivera  
540 N. Elm Street  
Escondido, CA 92025  
Lic# 376613011

Gloria Hurtado  
2049 Via Alexandra  
Escondido, CA 92026  
Lic#376619697

Sandra Vega  
2470 Cranston Dr.  
Escondido 92025  
Lic# 376626042



Easterseals is leading the way to full equity, inclusion and access through life-changing disability and community services. For more than 100 years, we have worked tirelessly with our partners to enhance quality of life and expand local access to healthcare, education and employment opportunities.



1063 McGaw Avenue, Suite 100 • Irvine, CA 92614  
714.834.1111 • [easterseals.com/southernca](http://easterseals.com/southernca)