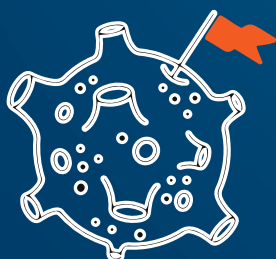





Child Development Services



2023
ANNUAL REPORT



Introduction



Easterseals Child Development Services (CDS) provide a comprehensive, inclusive Child Development programs for children birth to 5 years of age, pregnant mothers and their families.

The Easterseals Child Development Services provides programs and support services tailored to the unique needs of the children and families we serve. These services aim to enhance the child's development and help them reach their full potential during their crucial early years. These services are typically delivered by a team of highly trained professionals, including early childhood educators, Home Visitors, developmental specialists, and family support coordinators, who work collaboratively to meet the unique needs of each child and family served.

Easterseals Child Development programs offer family-centered support and education to empower parents

and caregivers in advocating for their child's needs, accessing community resources, and fostering their child's development at home. We host workshops to provide parents and caregivers with valuable information, skills, and strategies for supporting their child's development and those needing to navigate the challenges of raising a child with a disability. Easterseals Southern California has operated Head Start, Early Head Start, California Department of Education, and California Department of Social Services since 2002 to children ages 0-5 years old, and to pregnant women in Ventura, San Bernardino, and North San Diego Counties.

Easterseals receives funds from the Administration of Children and Families to operate Head Start, Early Head Start, and an Early Head Start Childcare Partnerships. Easterseals also receives funds from the County of San Bernardino Preschool Services

Department to operate as a Delegate Agency for Head Start and Early Head Start. Additional services provided by Easterseals are State Preschool and General Childcare.

Early Head Start

This is a federally funded program for children 0-3 years old and for pregnant women.

Program options for families are as follows:

- ☆ Center base-Full day/Full year (8-10 hours per day)
- ☆ Home base-Weekly visits with 2 socializations per month
- ☆ Family Child Care, hours vary

In 2022-2023, approximately 22% of children served had a disability.

Head Start

This is a federally funded program for children 3-5 years old.

Program options are as follows:

- ☆ Center Base-Full day/Full year (10 hours a day)
- ☆ Center Base-Part day/128 days per year (3 ½ hours per day/4 days per week)
- ☆ Center Base Extended Day (8 hours per day/175 days per year)
- ☆ Home Base-Weekly visits with 2 socializations per month

In 2022-2023, approximately 15% of children served had a disability.

Early Head Start-Child Care Partnership

This is a federally funded program for children 0-3 years old.

Program options are as follows:

- ☆ Center Base-Full Day/Full Year (8-10 hours a day)
- ☆ Family Child Care, hours vary

In 2022-2023, approximately 16% of children served had a disability.





Funded Enrollment:



Early Head Start

Easterseals serves 330 infants and toddlers, ages 0-3, and pregnant women in San Bernardino County, in Ventura County, and in North San Diego County through a variety of program options including center base, home base, and family child care homes. In 2022-2023 a total of 419 children (372 families) were served in this program and 19 pregnant mothers.

Easterseals serves 104 infants and toddlers in San Bernardino County with center base and home base programs in the cities of Upland, Ontario, Rancho Cucamonga, Fontana, Chino, and Montclair, through a contract with the County of San Bernardino. In 2022-2023, a total of 161 children (154 families) were served in this program.



Early Head Start-Child Care Partnership

Easterseals serves 168 infants and toddlers in North San Diego County through the Early Head Start Child Care Partnership program through contracted partner agencies and family child care providers. In 2022-2023, a total of 252 children (230 families) were served in this program.

Head Start

Easterseals serves a total of 379 preschool children ages 3-5 in San Bernardino County with center-base and home-base services and Family Child Care. In 2022-2023, a total of 377 children (350 families) were served in these programs.

Easterseals serves 171 preschool children in North San Diego County with center-base and home-base services. In 2022-2023, a total of 104 children (90 families) were served in these programs.



Parent Involvement:

Parent involvement is important and makes our programs survive and flourish. Parents are encouraged to take part in a variety of committees and events throughout the year!

They include:

Policy Council/Committee

Governing group of parents and community representatives to provide shared decision-making with the Board of Directors.

Parent Advisory Committee

All parents enrolled in CDS can be a part of the Parent Committee and assist with program decisions at the center program level.

Health Services Advisory Committee


Parents and Community Partners discuss various health topics and share resources.

Parent Workshops

Resume Building workshops, as well as Interview Tip workshops, were conducted helping parents get prepared to seek employment.

The Week of the Young Child

A week dedicated to young children with activities that celebrate the importance and love of children.



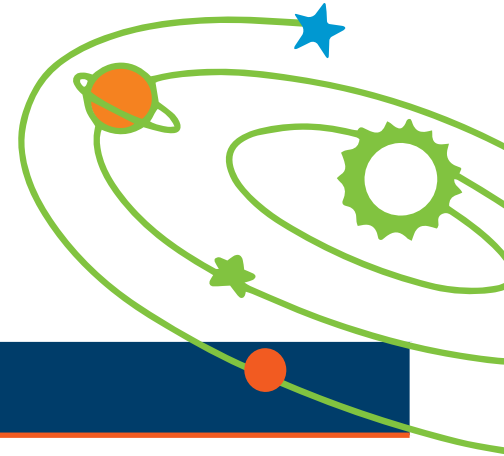


School Readiness:

★ **Easterseals Child Development Services** prepare children for kindergarten and the years following.

Various developmentally appropriate activities are planned and implemented within indoor and outdoor environments at each center every day that children attend. Easterseals staff conduct assessments for each child during these planned activities as well as classroom routines three times throughout the year, using the Desired Results Developmental Profile 2015 (DRDP 2015) Assessment.

The DRDP 2015 Assessment focuses on skills and abilities needed for kindergarten entry within five main learning domains. In 2022-2023, the School Readiness goals were as follows:



Domains	Children Will...
Physical Development and Health	<ul style="list-style-type: none">★ Children will demonstrate coordination of movements, including small and large muscle control through eye-hand coordination, hand strength, and dexterity.★ Children will practice healthy and safe habits on a routine basis.
Social and Emotional Development	<ul style="list-style-type: none">★ Children will demonstrate positive social skills, interactions, and emotional behaviors and abilities.
Approaches to Learning	<ul style="list-style-type: none">★ Children will participate in creative and imaginative activities that provide ways to express thoughts, feelings and experiences in order to strengthen their abilities and knowledge in all areas of development.
Language & Literacy	<ul style="list-style-type: none">★ Children will demonstrate an understanding of language and literacy.
Cognitive & General Knowledge	<ul style="list-style-type: none">★ Children will participate in teacher and self-directed activities demonstrating initiative, curiosity, persistence, attentiveness, and cooperation; and will gather information to analyze and solve problems that relate to their natural and physical world.

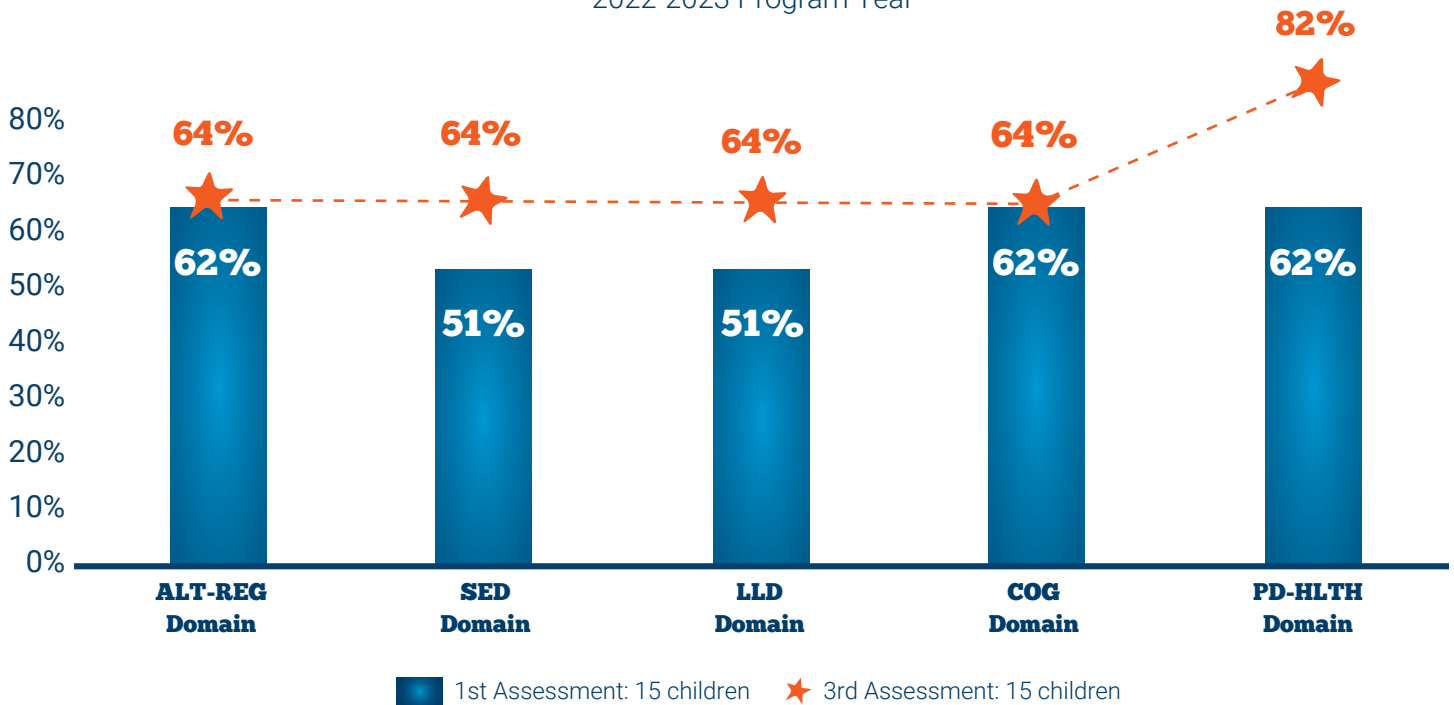




North San Diego County - Early Head Start

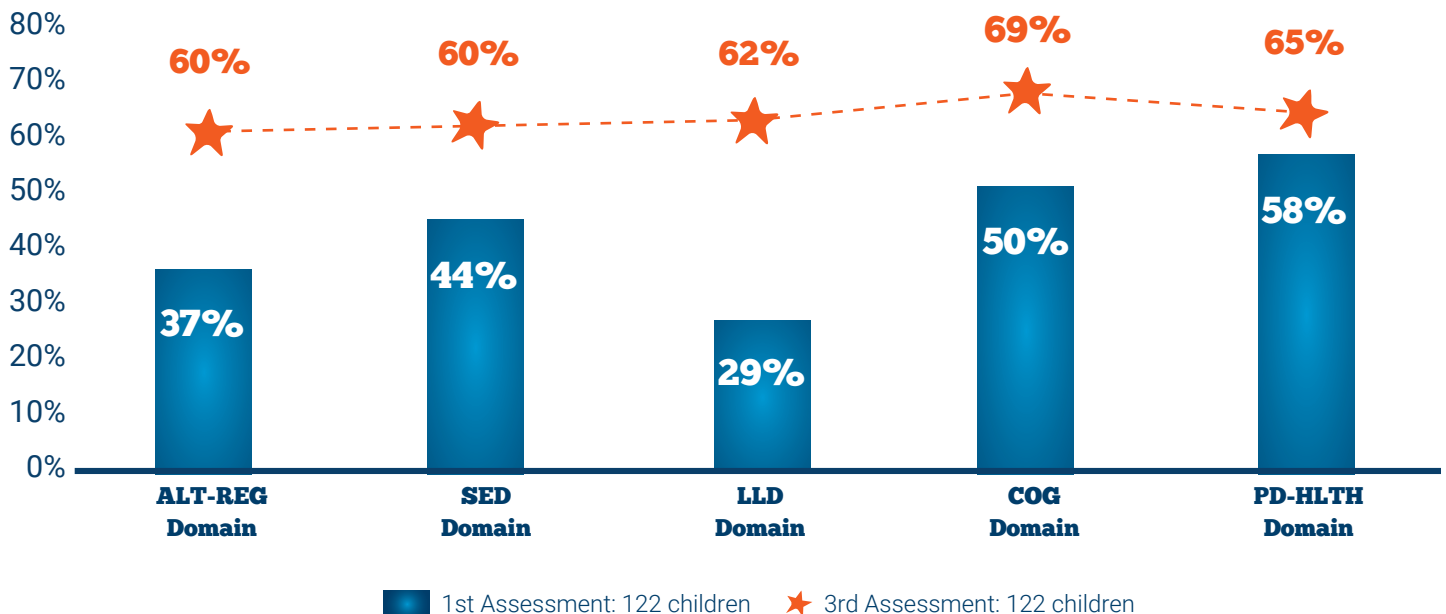


Early Head Start Grantee
Children At or Above Exploring Later
1st Assessment vs. 3rd Assessment
2022-2023 Program Year



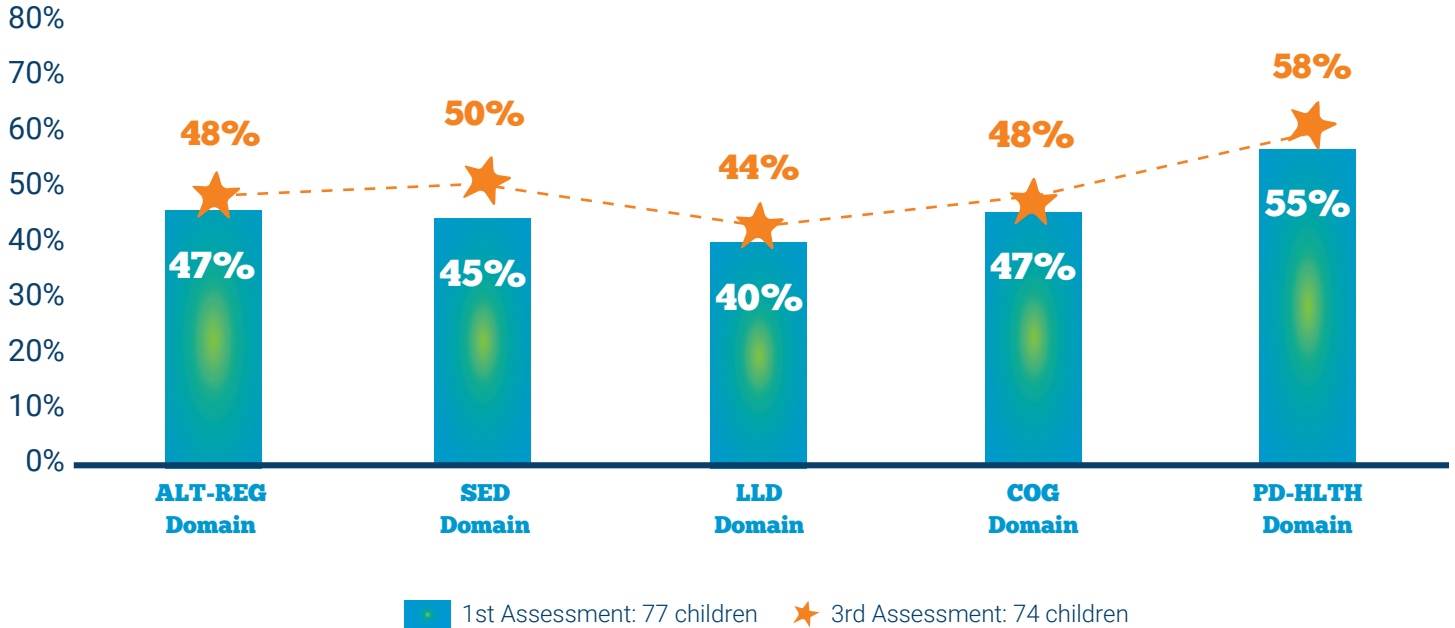

North San Diego County - Head Start

Head Start Grantee
Children At or Above Exploring Later
1st Assessment vs. 3rd Assessment
2022-2023 Program Year



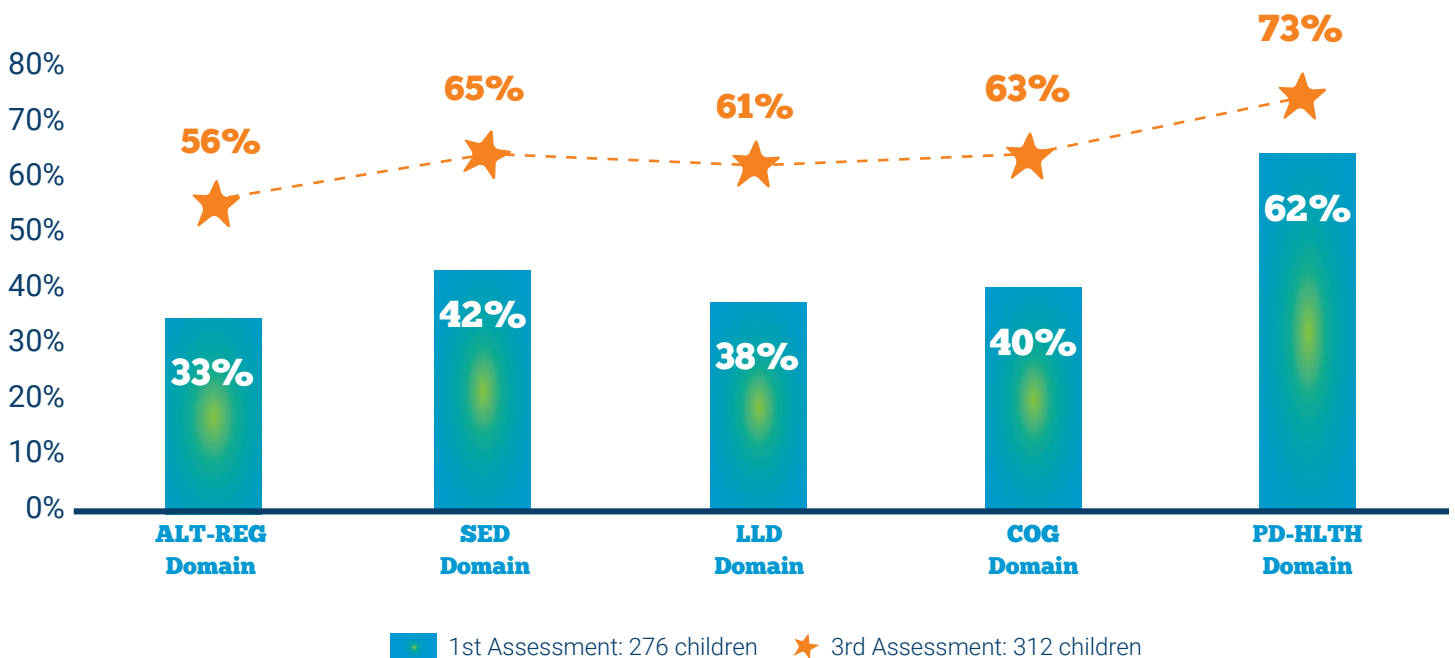
San Bernardino County - Early Head Start

Early Head Start Grantee
Children At or Above Exploring Later
1st Assessment vs. 3rd Assessment
2022-2023 Program Year



San Bernardino County - Head Start Delegate

Children At Building Middle or Above
1st Assessment vs. 3rd Assessment
2022-2023 Program Year

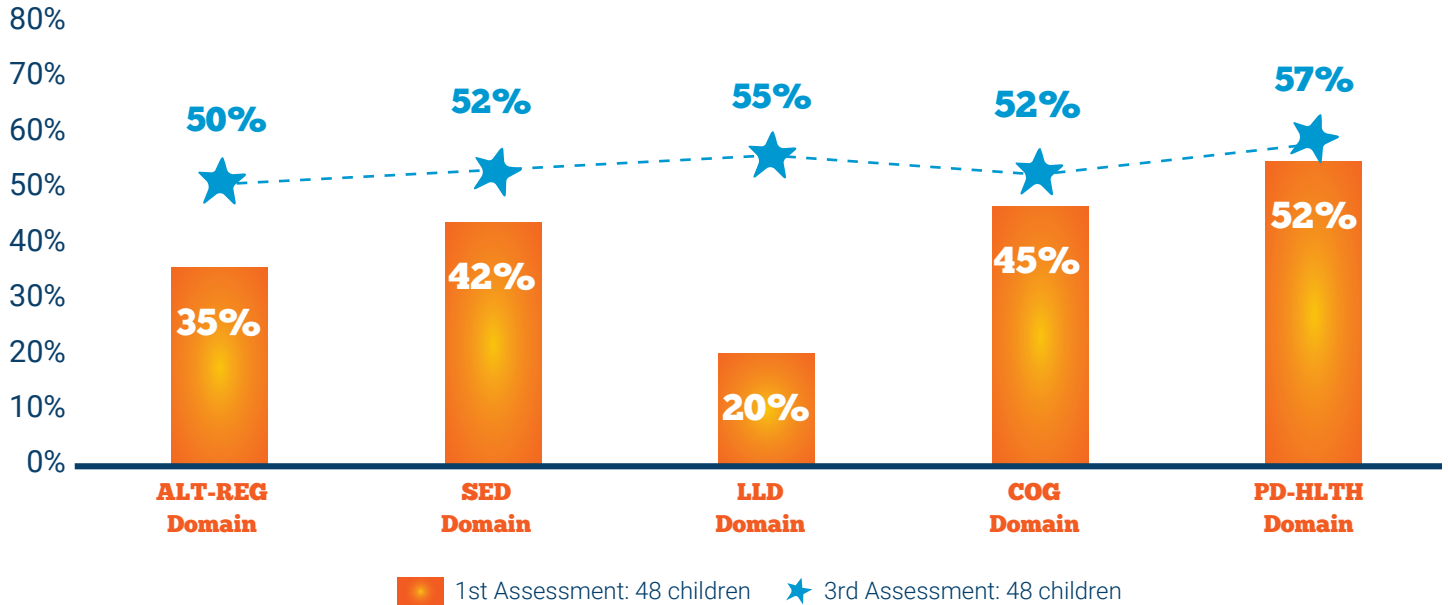




Ventura County - Preschool

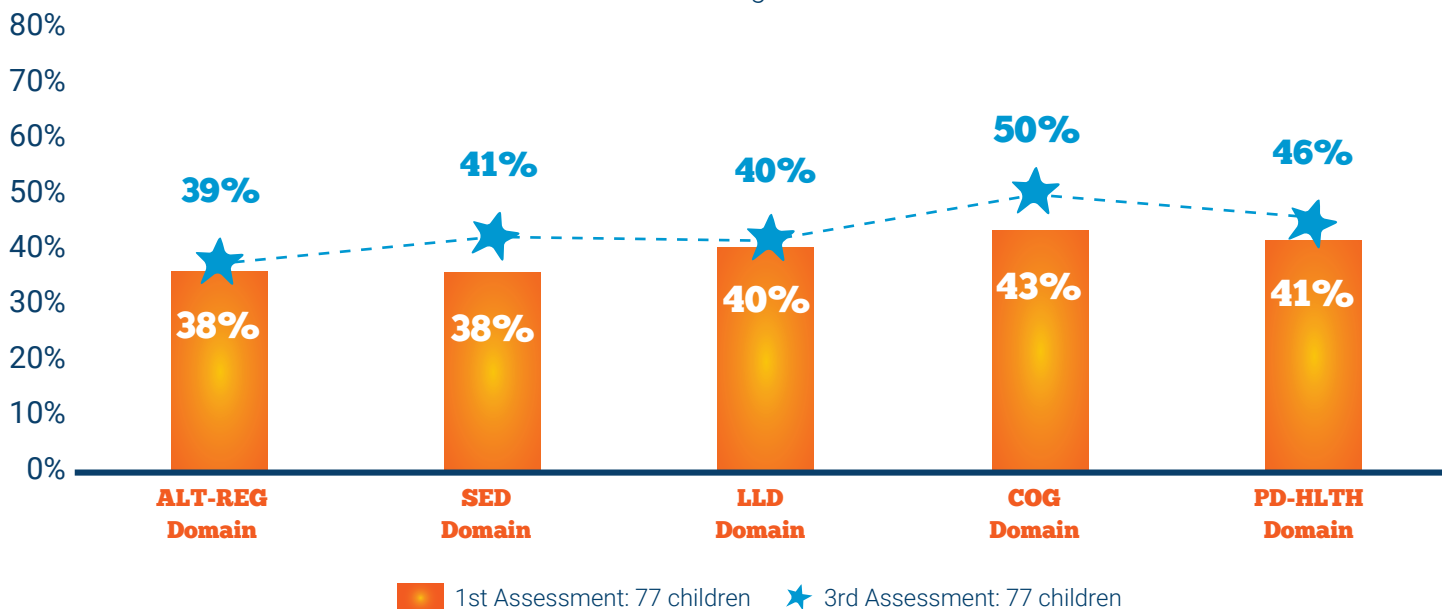

CSPP

Children At or Above Exploring Later
1st Assessment vs. 3rd Assessment
2022-2023 Program Year



Ventura County - Early Head Start

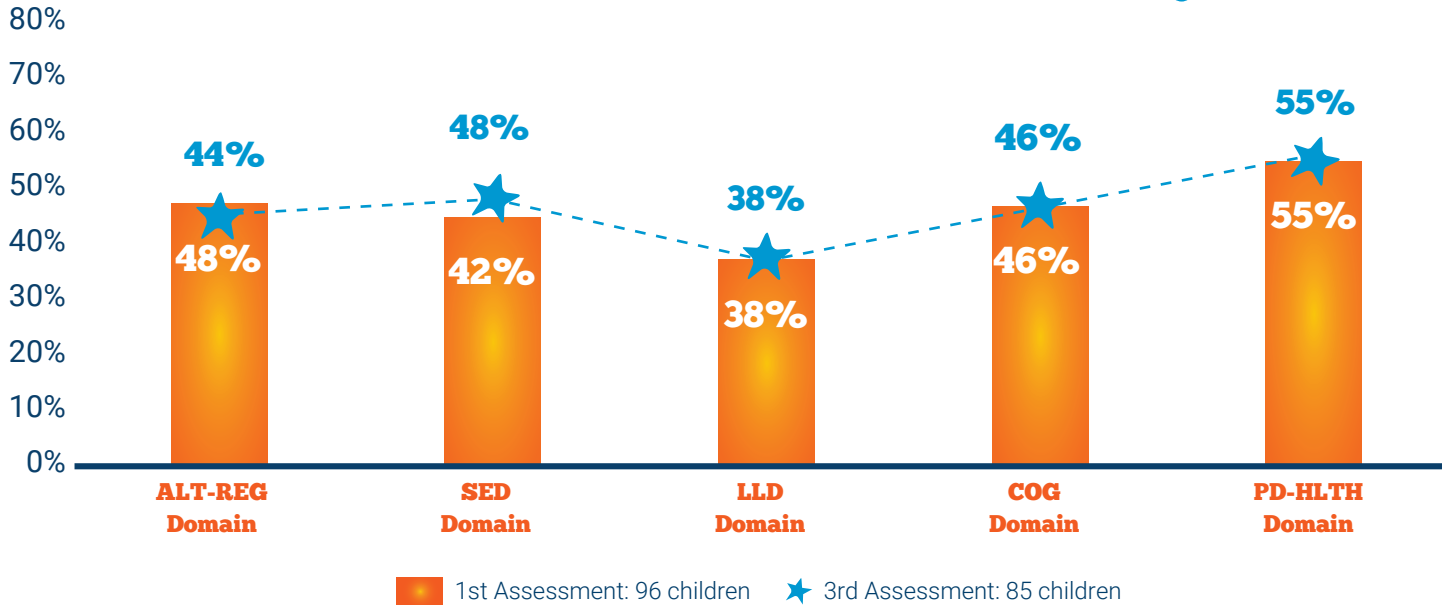

Early Head Start Grantee
Children At or Above Exploring Later
1st Assessment vs. 3rd Assessment
2022-2023 Program Year





San Bernardino County - Early Head Start Delegate

Children At or Above Exploring Later
1st Assessment vs. 3rd Assessment
2022-2023 Program Year






Early Headstart Enrollment



San Bernardino County - North San Diego County

	# Enrolled	% Enrolled
Early Head Start San Bernardino - North San Diego Cumulative Enrollment	267	
Public Assistance, Foster Care, Homeless	53	20%
Number of children with continuous, accessible dental care provided by an oral health care professional which includes access to preventive care and dental treatment	256	96%
# of Children at end of enrollment		
Number of children enrolled in the program who had an Individualized Family Service Plan (IFSP), at any time during the program year, indicating they were determined eligible by the Part C Agency to receive early intervention services under the IDEA	47	18%
Total number of families receiving services under the Special Supplemental Nutrition Program for Women, Infants, and Children (WIC)	178	67%
Emergency/crisis intervention, Housing assistance, & Mental health services	86	32%



Early Head Start - San Bernardino County

	# Enrolled	% Enrolled
Early Head Start San Bernardino Cumulative Enrollment	163	
Public Assistance, Foster Care, Homeless	75	48%
Number of children with continuous, accessible dental care provided by an oral health care professional which includes access to preventive care and dental treatment	147	90%
Number of children enrolled in the program who had an Individualized Education Program (IEP), at any time during the program year, indicating they were determined eligible by the LEA to receive special education and related services under the IDEA	36	22%
Total number of families receiving services under the Special Supplemental Nutrition Program for Women, Infants, and Children (WIC)	90	55%
Emergency/crisis intervention, Housing assistance, & Mental health services	90	55%




Early Head Start - North San Diego CCP

	# Enrolled	% Enrolled
Early Head Start North San Diego CCP Cumulative Enrollment	252	
Public Assistance, Foster Care, Homeless	37	15%
Number of children with continuous, accessible dental care provided by an oral health care professional which includes access to preventive care and dental treatment	252	100%
Number of children enrolled in the program who had an Individualized Education Program (IEP), at any time during the program year, indicating they were determined eligible by the LEA to receive special education and related services under the IDEA	40	16%
Total number of families receiving services under the Special Supplemental Nutrition Program for Women, Infants, and Children (WIC)	157	62%
Emergency/crisis intervention, Housing assistance, & Mental health services	56	22%



Head Start - North San Diego County

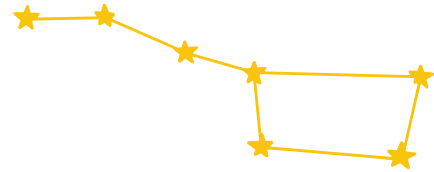
	# Enrolled	% Enrolled
Head Start North San Diego Cumulative Enrollment	104	
Public Assistance, Foster Care, Homeless	13	13%
Number of children with continuous, accessible dental care provided by an oral health care professional which includes access to preventive care and dental treatment	102	98%
Number of children enrolled in the program who had an Individualized Education Program (IEP), at any time during the program year, indicating they were determined eligible by the LEA to receive special education and related services under the IDEA	19	18%
Total number of families receiving services under the Special Supplemental Nutrition Program for Women, Infants, and Children (WIC)	50	48%
Emergency/crisis intervention, Housing assistance, & Mental health services	31	30%



Early Head Start - San Bernardino County



	# Enrolled	% Enrolled
Early Head Start San Bernardino Cumulative Enrollment	161	
Public Assistance, Foster Care, Homeless	43	27%
Number of children with continuous, accessible dental care provided by an oral health care professional which includes access to preventive care and dental treatment	161	100%
Number of children enrolled in the program who had an Individualized Family Service Plan (IFSP), at any time during the program year, indicating they were determined eligible by the Part C Agency to receive early intervention services under the IDEA	46	29%
Total number of families receiving services under the Special Supplemental Nutrition Program for Women, Infants, and Children (WIC)	91	57%
Emergency/crisis intervention, Housing assistance, & Mental health services	36	22%



Head Start - San Bernardino County


	# Enrolled	% Enrolled
Head Start San Bernardino Cumulative Enrollment	377	
Public Assistance, Foster Care, Homeless	84	22%
Number of children with continuous, accessible dental care provided by an oral health care professional which includes access to preventive care and dental treatment	377	100%
Number of children enrolled in the program who had an Individualized Education Program (IEP), at any time during the program year, indicating they were determined eligible by the LEA to receive special education and related services under the IDEA	70	19%
Total number of families receiving services under the Special Supplemental Nutrition Program for Women, Infants, and Children (WIC)	211	56%
Emergency/crisis intervention, Housing assistance, & Mental health services	94	25%



Medical and Dental Services:



In 2022-2023, 97% of children in the Easterseals Early Head Start and Head Start programs had **preventative medical and dental exams**.



Audit and Review Results

To date, the 2023 agency audit has not been completed. ESSC is awaiting results.

In 2023, ESSC did not participate in any Federal or State Reviews.



Our Staff:



4%

**African
American**

19%

Caucasian

2%

**Other
(Bi-racial-1%
and
Native Hawaiian/
Pacific Islander-1%)**

6%

Asian

69%

Hispanic



Financials:

Program Information Report and Financial Data

Fiscal Year 2022-2023



ACF GRANTS

Early Head Start/Head Start-Administration of Children and Families North San Diego County - San Bernardino County

Budget Category	NSD and SBC Early Head Start			North San Diego Head Start		
	Budget	Expenses	Budget Balance	Budget	Expenses	Budget Balance
Personnel	\$1,445,006	\$1,253,686	\$191,320	\$998,517	\$801,728	\$196,789
Fringe Benefits	679,359	405,668	273,691	426,485	216,531	209,954
Out-of-Town Travel	1,920	1,068	\$852	1,460	425	1,035
Equipment	—	—	—	—	—	—
Supplies	70,915	151,965	(81,050)	63,575	101,069	(37,494)
Contractual	641,652	451,242	190,410	136,294	137,209	\$(915)
Major Renovations	1,705,198	1,705,198	—	—	—	—
Other	725,181	694,274	30,907	441,128	384,369	56,759
TOTAL BUDGET	\$5,269,231	\$4,663,100	\$606,131	\$2,067,459	\$1,641,331	\$426,128

Early Head Start Child Care Partnership North San Diego County – Ventura County

Budget Category	North San Diego			Ventura		
	Budget	Expenses	Budget Balance	Budget	Expenses	Budget Balance
Personnel	\$512,745	\$376,563	\$136,182	\$1,161,311	\$725,460	\$435,851
Fringe Benefits	331,899	171,028	160,871	433,721	208,122	225,599
Out-of-Town Travel	2,027	309	\$1,718	4,308	1,267	\$3,041
Equipment	—	—	—	202,825		202,825
Supplies	56,426	203,911	(147,485)	96,855	110,507	(13,652)
Contractual	1,448,872	1,229,978	\$218,894	129,905	97,277	32,628
Major Renovations	—	—	—	—	—	—
Other	379,932	329,266	50,666	930,579	464,211	466,368
TOTAL BUDGET	\$2,731,901	\$2,311,055	\$420,846	\$2,959,504	\$1,606,844	\$1,352,660

PSD GRANTS



Head Start/Early Head Start – Preschool Services Department – San Bernardino County

Budget Category	San Bernardino – HS			San Bernardino – EHS		
	Budget	Expenses	Budget Balance	Budget	Expenses	Budget Balance
Personnel	\$2,042,824	\$1,916,603	\$126,221	\$900,635	\$749,656	\$150,979
Fringe Benefits	569,840	573,761	(3,921)	255,660	206,590	49,070
Out-of-Town Travel	—	—	—	—	—	—
Equipment	—	—	—	—	—	—
Supplies	81,000	78,966	2,034	83,424	80,419	3,005
Contractual	27,999	30,799	(2,800)	13,300	10,932	2,368
Other	594,021	615,361	(21,340)	304,468	264,855	39,613
TOTAL BUDGET	\$3,315,684	\$3,215,491	\$100,193	\$1,557,487	\$1,312,452	\$245,035



STATE GRANTS

State Preschool – California Department of Education

Budget Category	North San Diego			San Bernardino & Ventura		
	Budget	Expenses	Budget Balance	Budget	Expenses	Budget Balance
Personnel	\$813,147	\$457,501	\$355,646	\$1,285,665	\$1,144,182	\$141,484
Fringe Benefits	180,000	100,258	79,742	271,914	271,914	\$0
Out-of-Town Travel	—	—	—	—	—	—
Equipment	—	—	—	—	—	—
Supplies	67,307	56,030	11,277	225,125	195,863	29,262
Contractual	20,000	10,925	9,075	16,351	16,351	(0)
Other	381,933	209,133	172,800	324,703	294,355	\$30,348
TOTAL BUDGET	\$1,462,387	\$833,847	\$628,540	\$2,123,758	\$1,922,664	\$201,094



General Child Care – California Department of Social Services

Budget Category	North San Diego			San Bernardino & Ventura		
	Budget	Expenses	Budget Balance	Budget	Expenses	Budget Balance
Personnel	\$436,488	\$334,380	\$102,108	\$2,672,950	\$2,070,622	\$602,328
Fringe Benefits	119,656	82,044	37,612	525,000	510,984	14,016
Out-of-Town Travel	—	—	—	570,500	464,315	106,185
Equipment	—	—	—	—	—	—
Supplies	77,260	36,008	41,252	—	—	—
Contractual	7,960	3,774	4,186	25,000	24,596	404
Other	148,390	103,152	45,238	464,053	443,989	20,064
TOTAL BUDGET	\$789,754	\$559,357	\$230,397	\$4,257,503	\$3,514,505	\$742,998



Easterseals Southern California

Revenue & Expense Summary

Combined FY 2023

INCOME FROM OPERATIONS

National Program Grant	\$15,000
Corporate Sponsors	595,507
Special Events	234,418
Foundations	855,807
Bequests	445,763
Individual Giving	344,566
Government Grants	22,996,642
Regional Center	44,292,375
Supported Employment	375,825
Insurance Services	372,138,001
Program Service Fees	796,366
Unrealized Gains and Losses	3,705,794
Miscellaneous Income	2,754,391

TOTAL INCOME FROM OPERATIONS \$449,550,454

EXPENSES FROM OPERATIONS

Salaries and Wage Administration	\$134,884,104
Employee Benefits	12,631,478
Payroll Taxes	9,718,307
Temporary Help	2,742,692

SALARIES AND RELATED EXPENSES \$159,976,581

Legal and Professional Fees	213,865,837
Hiring Costs	1,374,520
Supplies	5,079,656
Telecommunications	1,885,839
Postage and Shipping	277,103
Occupancy	2,456,694
Minor Equipment Additions and Repairs	10,615,435
Interest Expense	250,024
Advertising	1,659,434
Client Travel and Mileage Reimbursement	3,243,474
Professional Education	868,476
Workers Compensation Insurance	2,616,114
Gen'l Liability and Unemployment Ins	1,608,845
Miscellaneous Expense	2,621,481
Depreciation	2,963,042
Amortization	2,807,852
Pension	7,583,887
Membership Fee to National	350,000
Allowance for Bad Debt	1,344,220
Employee Relations	514,401

REPLENISH CASH RESERVES 0

TOTAL EXPENSES FROM OPERATIONS \$423,962,919

EXCESS REVENUE OVER (UNDER) EXPENSES \$25,587,536

Volunteers



Preschool Services Department Volunteer Count

HEAD START	EARLY HEAD START
CUMULATIVE VOLUNTEERS	CUMULATIVE VOLUNTEERS
84	61
TOTAL	TOTAL

ACF Volunteer Count

HEAD START	EARLY HEAD START
CUMULATIVE VOLUNTEERS	CUMULATIVE VOLUNTEERS
58	71
TOTAL	TOTAL

No volunteers for Ventura Programs

Our Locations:

San Bernardino County Child Development Services

Administrative Office

4688 Ontario Mills Pkwy
Ontario, CA 91764
909.476.1284

Upland

(services ended 9/30/23)

Child Development Center

531 West 8th Street
Upland, CA 91786
909.981.4668
Lic# 364809486
Lic# 364809487

Ontario Phillips

Child Development Center

1102 W. Phillips
Ontario, CA 91762
909.981.4668
Lic # 364846373
Lic # 364846374

Ontario Haven

Child Development Center

2999 South Haven Avenue
Ontario, CA 91761
909.923.3352
Lic# 364817393
Lic# 364817394

Valley View Infant Center

1801 East 6th Street
Ontario, CA 91764
909.946.9136
Lic# 364840425
Lic# 364840509

Montclair

Child Development Center

9950 Monte Vista Avenue
Montclair, CA 91763
909.626.1700
Lic# 364840169



Ventura Child Development Services

Child Development Center

10730 Henderson Road
Ventura, CA 93004
805.641.1141
Lic# 566214141





North San Diego Child Development Services

Administrative Office

2430 Auto Park Way, Suite 101
Escondido, CA 92029
760.743.1185

Encinitas

(closed June 2023)
2240 Encinitas Blvd
Encinitas, CA 92024
760.635.2600
Lic#376701078

Solana Beach

Child Development Center
936 W. Genevieve Street
Solana Beach, CA 92075
858.509.2600
Lic#376701077



Our Locations - continued:



North San Diego Childcare Partners

Childrens Paradise

986 W. El Norte Pkwy
Escondido, CA 92026
Lic# 376701003

North County Community Services

1317 Oak Hill Dr.
Escondido, CA 92027
Lic# 376600505

Escondido Union High School District

2200 Glenridge Road
Escondido, CA 92027
Lic# 374845398

Sadaf Arsalan

(ended 6/30/23)
3487 Pleasant Vale Drive
Carlsbad, CA 92008
Lic# 376620667

Renu Hope

(ended 6/30/23)
5570 Old Ranch Road
Oceanside, CA 92057
Lic# 376701331

Luz Rivera

540 N. Elm Street
Escondido, CA 92025
Lic# 376613011

Escondido Community Child Development Center

819 W 9th Ave
Escondido, CA 92025
Lic# 372005139

Hortencia Mata

(ended 6/30/23)
820 Paula Street
Escondido, CA 92027
Lic# 376616501

North County Community Services


(ended 6/30/23)
950 N Fig St.
Escondido, CA 92026
Lic# 376300038

Sandra Vega

2470 Cranston Dr.
Escondido 92025
Lic# 376626042

North County Community Services

709 San Diego St.
Oceanside, CA 92058
Lic# 372005131





Easterseals is leading the way to full equity, inclusion and access through life-changing disability and community services. For more than 100 years, we have worked tirelessly with our partners to enhance quality of life and expand local access to healthcare, education and employment opportunities.





1063 McGaw Avenue, Suite 100 • Irvine, CA 92614
714.834.1111 • easterseals.com/southerncal