



# Child Development Services

2020 ANNUAL REPORT

# Introduction



Easterseals Southern California's (ESSC) Child Development Centers provide comprehensive, inclusive child development services for children birth to 5 years of age, pregnant mothers and their families.

Easterseals Southern California has operated Head Start, Early Head Start and Department of Education services since 2002 to children ages 0-5 years old, and to pregnant women in Ventura, San Bernardino, and North San Diego Counties.

Our Child Development Centers (CDC) provide children with rich and meaningful learning experiences that prepare them for kindergarten and life beyond.

We strive to empower families and ensure that they have the tools needed to build a strong future for their children. No matter what the circumstance, Easterseals has continually taken steps to improve family engagement in the child development services offered and to develop better, more positive relationships with the families enrolled. As a result, Easterseals staff members use many different communication methods to maintain frequent contact with families so that they can not only ensure that each child's individual educational needs are met while attending services at the center, but also that each child's overall development is fostered while they are at home.

Easterseals receives funds from the Administration of Children and Families to operate Head Start, Early Head Start, and Early Head Start-Child Care Partnership. Easter Seals also receives funds from the County of San Bernardino Preschool Services Department to operate as a Delegate Agency for Head Start and Early Head Start. Additional services provided by Easterseals are State Preschool, General Child Care and U.S. Navy and Air Force Respite Services.

Through our many partnerships and the committed staff Easterseals is able to continually improve the lives of children and families with quality early child development services that will positively impact future generations.

### Early Head Start

This is a federally funded program for children 0-3 years old and for pregnant women.

Program options for families are as follows:

- ▶ Center base—Full day/Full year (8-11.5 hours per day)
- ▶ Home base—Weekly visits with 2 socializations per month
- ▶ Family Child Care, hours vary

In 2019-2020, approximately 19% of children served had a disability.

### Head Start

This is a federally funded program for children 3-5 years old.

Program options are as follows: :

- ▶ Center Base-Full day/Full year (10 hours a day)
- ▶ Center Base-Part day/128 days per year (3 ½ hours per day/4 days per week)
- ▶ Extended Day (8 hours per day/175 days per year)
- ▶ Home Base-Weekly visits with 2 socializations per month

In 2019-2020, approximately 16% of children served had a disability.

### Early Head Start-Child Care Partnership

This is a federally funded program for children 0-3 years old.

Program options are as follows:

- ▶ Center Base-Full Day/Full Year (8-10 hours a day)

In 2019-2020, approximately 6% of children served had a disability.

## ADDITIONAL SERVICES OFFERED

Services	Head Start Grantee Services NSD Coast	Early Head Start Grantee Services NSD Coast	Early Head Start Childcare Partnership Services	Early Head Start Ventura	Early Head Start Grantee Services Escondido and Upland	Head Start Delegate Services	Early Head Start Delegate Services
% of Families Received Assistance with Mental Health Services	15%	13%	9%	7%	6%	14%	3%
% of Families Received Assistance with Housing, such as Subsidies, Utilities or Repairs	29%	22%	42%	34%	39%	44%	32%
% of Families Received Assistance with English as a Second Language (ESL) Training	24%	22%	12%	19%	15%	5%	1%
% of Families Received Assistance with Adult Education, such as GED Programs	24%	24%	15%	14%	16%	8%	4%
% of Families Received Assistance with Parenting Education	43%	25%	18%	15%	14%	22%	40%
% of Families Received Assistance with Health Education	32%	41%	17%	45%	18%	12%	3%
% of Families Received Assistance with Job Training	8%	10%	21%	18%	13%	8%	9%



# Funded Enrollment

## Eligible Served

71% of eligible children from ESSC's waitlist received EHS or HS services

## Average Monthly Attendance

Due to the COVID-19 pandemic and the state stay at home order, attendance was lower than usual.

HS Delegate 60%

EHS Delegate 56%

HS Grantee Services 63%

EHS Child Care Homes 74%

EHS Ventura 66%

EHS Child Care Partnership 60%

## Early Head Start

Easterseals serves 330 infants and toddlers, ages 0-3, and pregnant women in Ontario and Upland (in San Bernardino County), in Ventura County, and in North San Diego County through a variety of program options including center base, home base, and family child care homes. In 2019-2020 a total of 469 children (423 families) were served in this program.

Easterseals serves 96 infants and toddlers in San Bernardino County with center base and home base programs in the cities of Upland, Ontario, Rancho Cucamonga, Fontana, Chino and Montclair, through a contract with the County of San Bernardino. In 2019-2020 a total of 121 children (110 families) were served in this program.

## Early Head Start-Child Care Partnership

Easterseals serves 168 infants and toddlers in North San Diego County through the Early Head Start Child Care Partnership program through contracted partner agencies and family child care providers. In 2019-2020 a total of 236 children (213 families) were served in this program.

## Head Start

Easterseals serves a total of 483 preschool children ages 3-5 in San Bernardino County with center base and home base services in the cities of Upland, Ontario, Rancho Cucamonga, Fontana, Chino and Montclair. In 2019-2020 a total of 573 children (530 families) were served in these programs.

Easterseals serves 171 preschool children in North San Diego County with center base and home base services in the cities of Encinitas and Solana Beach. In 2019-2020 a total of 185 children (177 families) were served in these programs.



# Parent Involvement



**Parent involvement is important and makes our programs survive and flourish. Parents are encouraged to take part in a variety of committees and events throughout the year!**

- ▶ **Policy Council/Committee:** Governing group of parents and community representatives to provide shared decision making with the Board of Directors.
- ▶ **Parent Advisory Committee:** All parents enrolled at the CDC are a part of the Parent Committee, and assist with program decisions at the center level.
- ▶ **Health Services Advisory Committee:** Parents and Community Partners discuss various health topics and share resources.
- ▶ **Dental Screening:** Approximately 97% of our children participated in the Dental Screening conducted by Early Smiles Center for Oral Health. Dental resources were given to families as needed.
- ▶ **Parent Workshops:** Resume Building workshops, as well as Interview Tip workshops were conducted helping parents get prepared to seek employment.
- ▶ **The Week of the Young Child:** A week dedicated to young children with activities that celebrate the importance and love of children

During the Spring of the 2019-2020 program year, many of the parent involvement events that Easterseals previously held in-person were instead held via virtual formats such as Zoom meetings. Although there was some hesitancy with the use of technology, Easterseals was able to work with families to ensure that parent involvement did not stop while still adhering to the restrictions imposed by the State of California on group gatherings during the early days of the COVID-19 pandemic.





Various developmentally appropriate activities are planned and implemented within indoor and outdoor environments at each center every day that children attend.

## School Readiness

Easterseals Child Development Services prepare children for kindergarten and the years following. Various developmentally appropriate activities are planned and implemented within indoor and outdoor environments at each center every day that children attend. Easterseals staff conduct assessments for each child during these planned activities as well as classroom routines three times throughout the year, using the Desired Results Developmental Profile 2015 (DRDP 2015) Assessment.

During the Spring of the 2019-2020 program year, when all Child Development Centers were closed due to the COVID-19 pandemic, most Easterseals education staff members were amazingly still able to collect accurate DRDP 2015 assessment information for enrolled children. This is because Easterseals quickly transitioned to the use of virtual lesson plans to maintain relationships with children and families.

The virtual lesson plans required that Easterseals staff contact families at the beginning of each week to relay developmentally appropriate activities for each child that aligned with the child's individual education goals. The virtual lesson plans also required staff to follow up with families towards the end of the week to find out how the child responded to each

activity suggested. During each phone, text, or email communication, staff also checked-in with parents and family members to see what information and resources they needed to cope with the struggles brought about by the COVID-19 pandemic.

During the virtual lesson plan conversations staff were able to notify families of community resources as well as the resources Easterseals was directly providing. Families were able to pick up learning materials, activity packets with art supplies, cleaning/hygiene items, and food so that children and families were better able to maintain a stable home environment to continue promoting children’s learning and development. For those families without reliable transportation, Easterseals staff coordinated safe drop-offs of needed materials on a regular basis.

It was because of the frequent communication through virtual lesson plans and supply distribution during the Spring of the 2019-2020 program year that Easterseals staff members were still able to collect enough information to conduct observations of children’s skills and abilities.



The DRDP 2015 Assessment focuses on skills and abilities needed for kindergarten entry within five main learning domains. In 2019-2020 the School Readiness goals were as follows:

Domains	Children Will...
<b>Physical Development and Health</b>	<ul style="list-style-type: none"> <li>▶ Children will demonstrate coordination of movements, including small and large muscle control through eye-hand coordination, hand strength and dexterity.</li> <li>▶ Children will practice healthy and safe habits on a routine basis.</li> </ul>
<b>Social and Emotional Development</b>	<ul style="list-style-type: none"> <li>▶ Children will demonstrate positive social skills, interactions and emotional behaviors and abilities.</li> </ul>
<b>Approaches to Learning</b>	<ul style="list-style-type: none"> <li>▶ Children will participate in creative and imaginative activities that provide ways to express thoughts, feelings and experiences in order to strengthen their abilities and knowledge in all areas of development.</li> </ul>
<b>Language &amp; Literacy</b>	<ul style="list-style-type: none"> <li>▶ Children will demonstrate an understanding of language and literacy.</li> </ul>
<b>Cognitive &amp; General Knowledge</b>	<ul style="list-style-type: none"> <li>▶ Children will participate in teacher and self-directed activities demonstrating initiative, curiosity, persistence, attentiveness and cooperation; and will gather information to analyze and solve problems that relate to their natural and physical world.</li> </ul>



# School Readiness

## North San Diego Early Head Start Child Care Partnership

Children at Exploring Later or Above

### Assessment 1 vs. Assessment 2

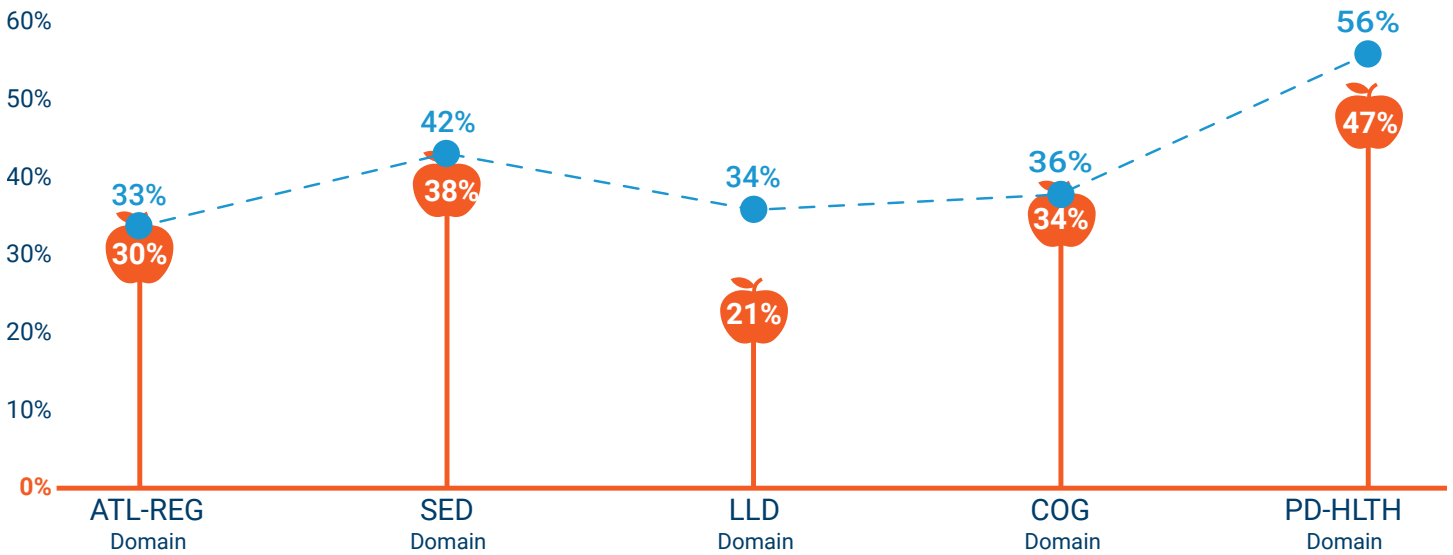
2019-2020



1st Assessment 152 children



2nd Assessment: 151 children



## North San Diego Early Head Start Grantee

Children At or Above Exploring Later

### Assessment 1 vs. Assessment 3

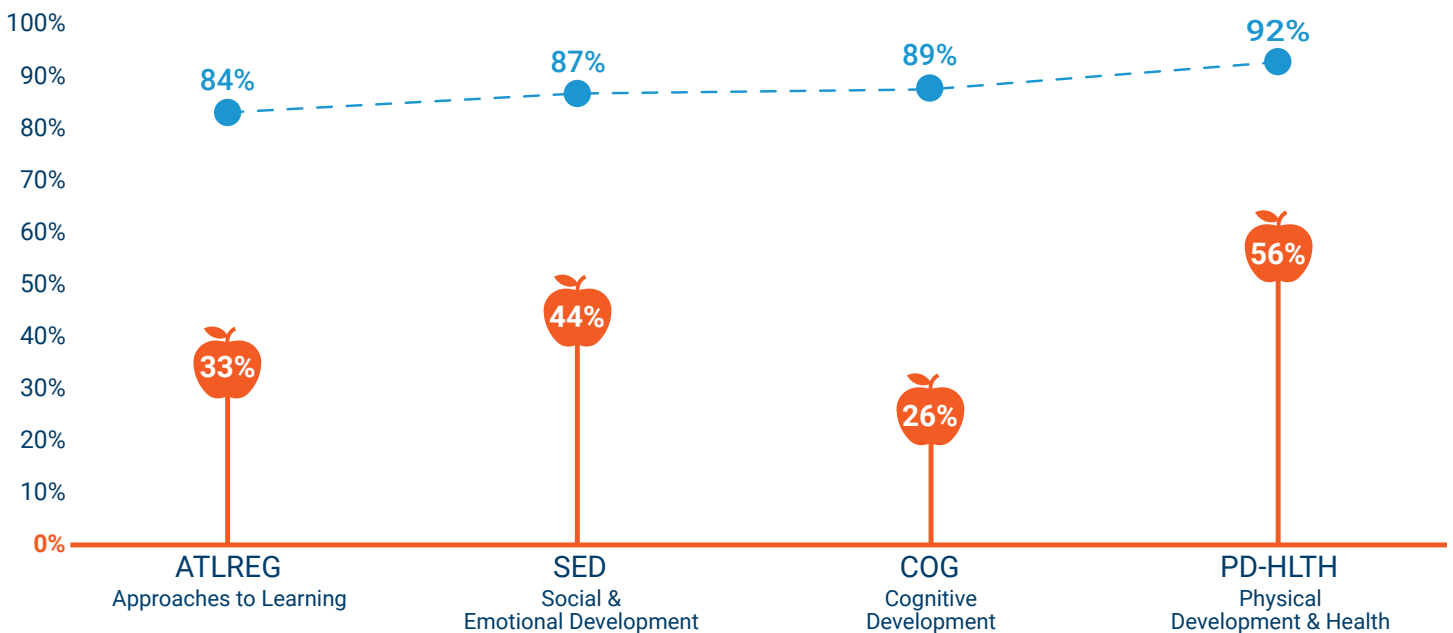
2019-2020



1st Assessment 27 children




3rd Assessment: 38 children





# School Readiness



## North San Diego Head Start Grantee

Children At or Above Building Later

### Assessment 1 vs. Assessment 3

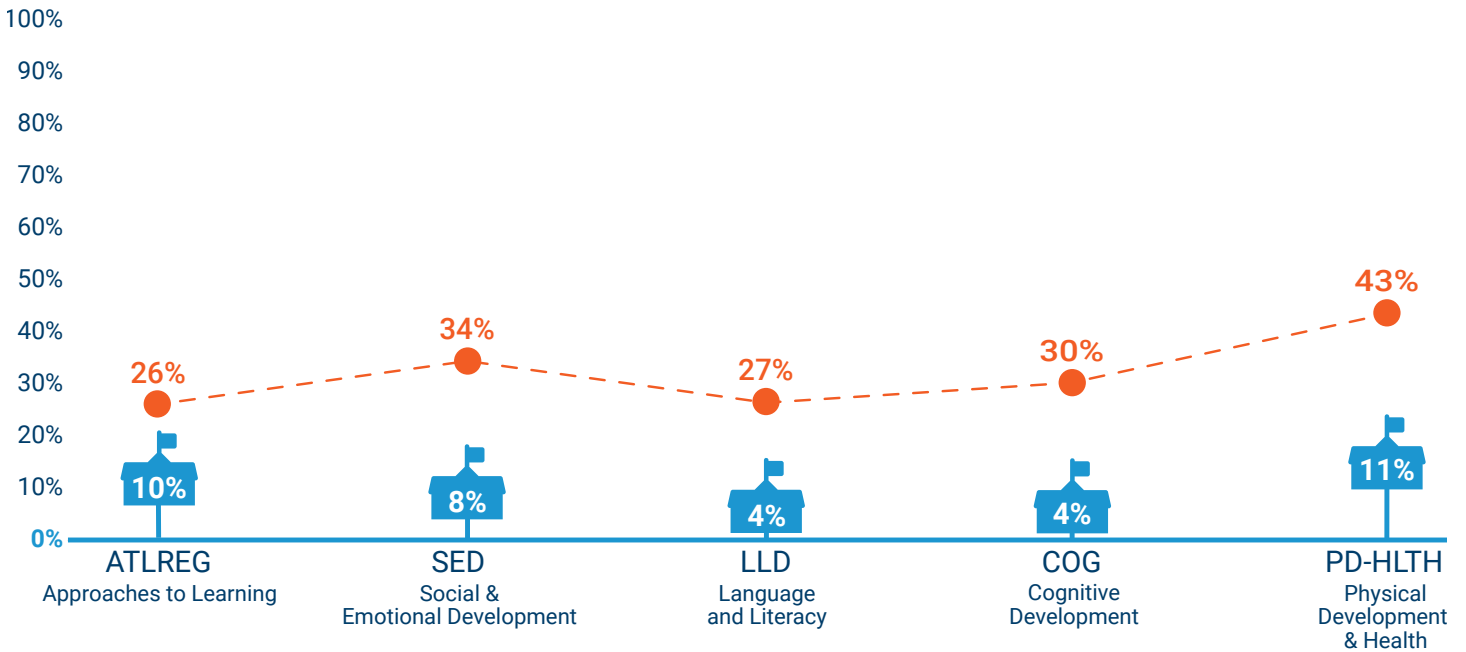
2019-2020



1st Assessment 105 children



3rd Assessment: 113 children



## North San Diego and San Bernardino Early Head Start Grantee

Children At or Above Exploring Later

### Assessment 1 vs. Assessment 3

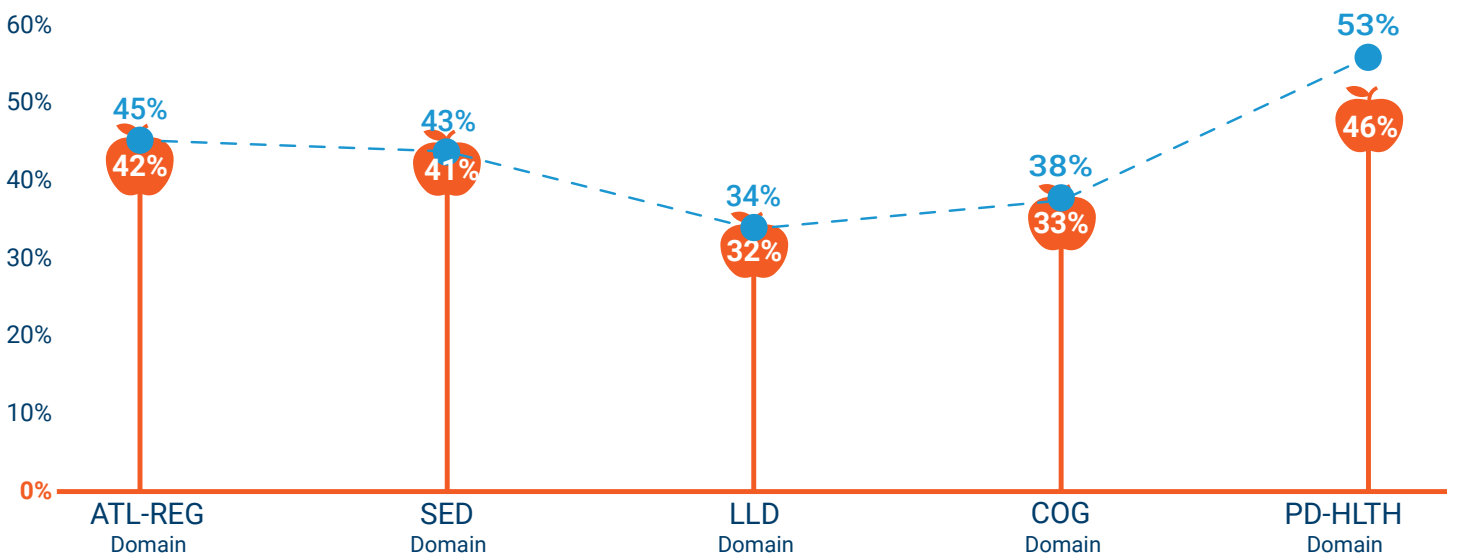
2019-2020



1st Assessment 135 children

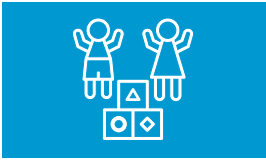


3rd Assessment: 107 children





# School Readiness



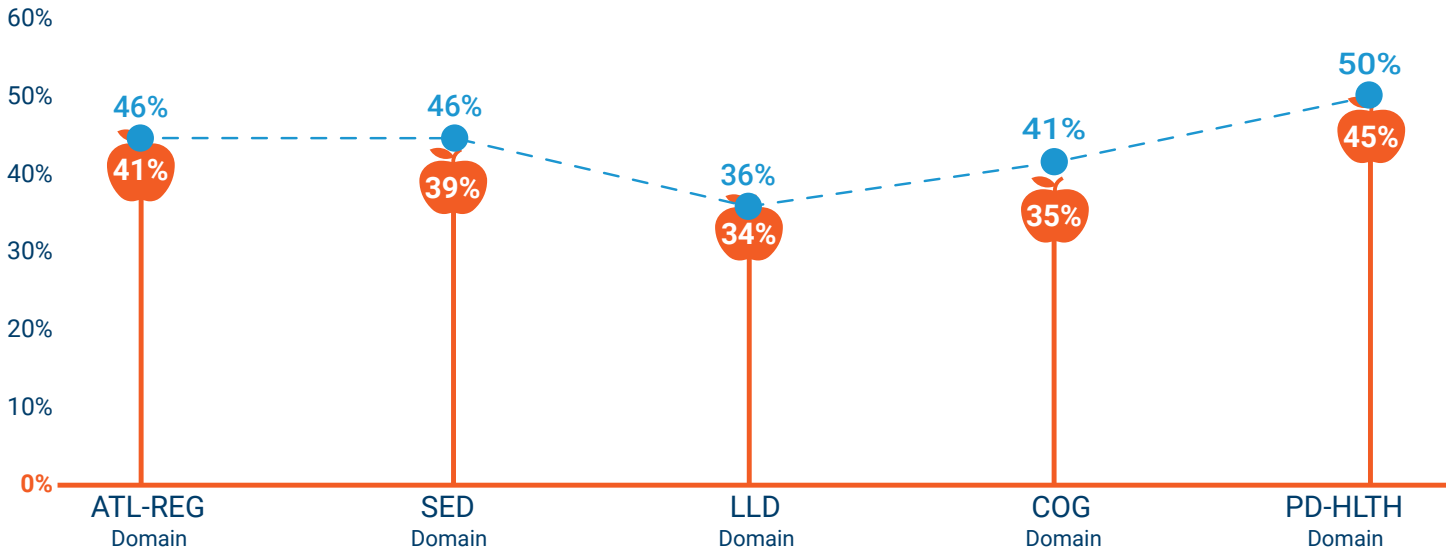
## San Bernardino County Early Head Start Delegate

Children At or Above Exploring Later

### Assessment 1 vs. Assessment 3

2019-2020

🍎 1st Assessment: 27 children  
 ● 3rd Assessment: 161 children



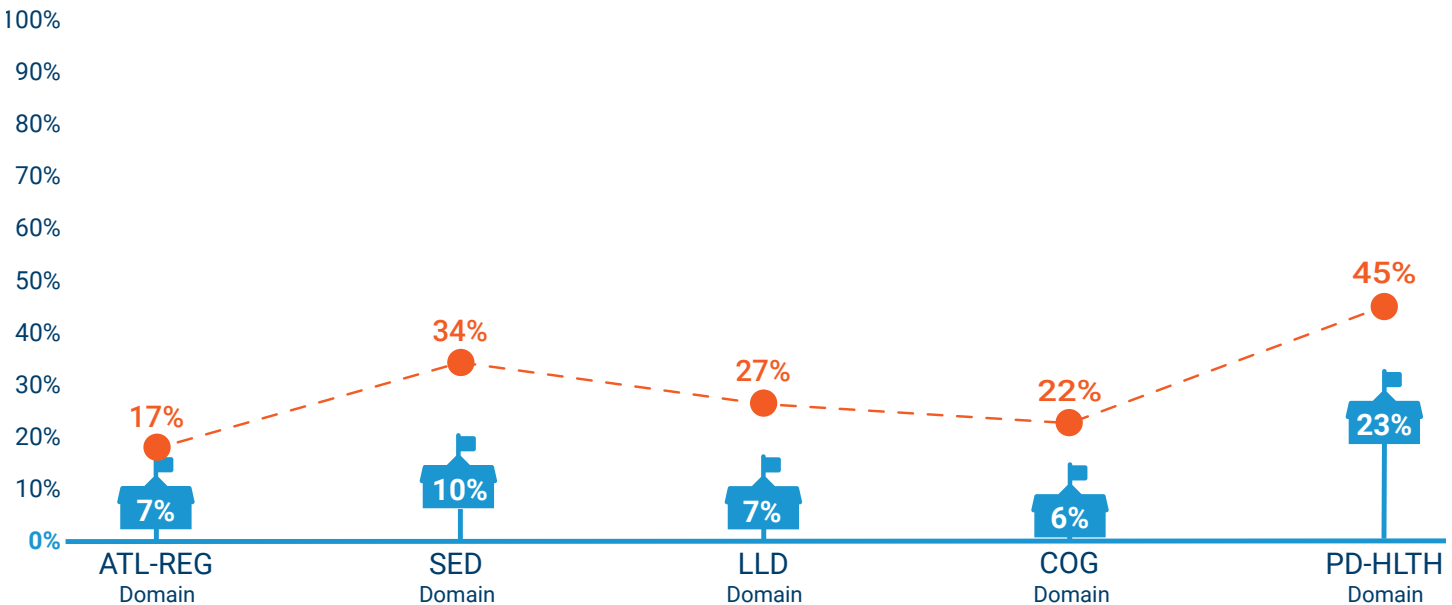
## San Bernardino County Head Start Delegate

Children At or Above Building Later

### Assessment 1 vs. Assessment 3

2019-2020

🏠 1st Assessment: 377 children  
 ● 3rd Assessment: 353 children





# School Readiness

## Ventura Early Head Start

Children At or Above Building Later

### Assessment 1 vs. Assessment 3

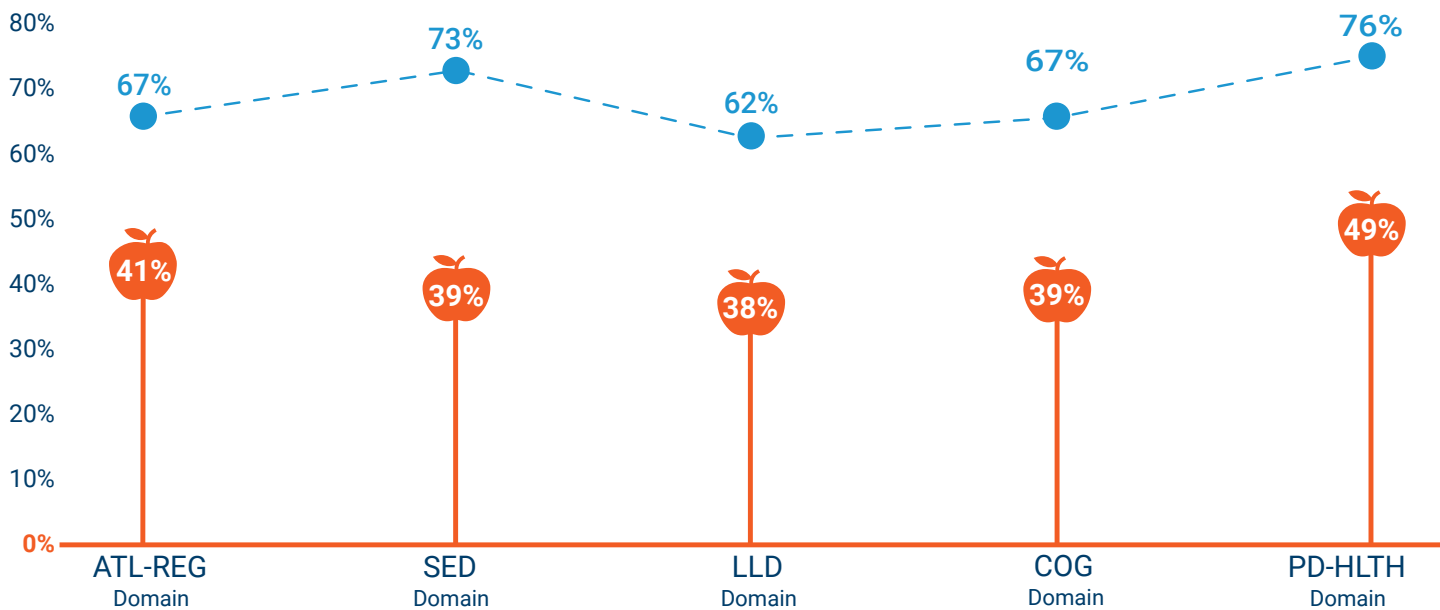
2019-2020



1st Assessment 63 children



3rd Assessment: 36 children





## Medical and Dental Services

In 2019-2020, 93% of children in the Easterseals Early Head Start and Head Start programs had preventative medical and dental exams.

### Audit and Review Results

To date, the 2020 agency audit has not been completed. ESSC is awaiting results. ESSC participated in a Focus Area One Federal Review in February of 2020. No areas of deficiency were noted during the review, as ESSC met or exceeded all requirements set by the Office of Head Start.



## Our Staff

**African American**

5%

**Asian**

6%

**Caucasian**

21%

**Hispanic**

64%

**Other**

4%

(Bi-racial—2% and  
Native Hawaiian/  
Pacific Islander—2%)





## Administration of Children and Families Funded Programs

### Budget and Revenue and Expense Summary


Fiscal Year 2020 (1/1/20-12/31/20) and 19/20 (7/1/2019-6/30/2020)

#### Calendar Year Grants (1/1/20-12/31/20)

BUDGET CATEGORY	EHS		HS/EHS	
	Budget	Expenses	Budget	Expenses
Personnel	\$ 889,556	\$ 714,601	\$ 1,588,341	\$ 1,196,568
Fringe Benefits	229,908	324,190	390,623	477,032
Out-of-Town Travel	4,400	25	22,800	437
Supplies	50,581	85,003	182,409	148,982
Contractual	746,882	668,500	69,845	50,537
Other	269,376	294,106	561,664	643,658
<b>TOTAL BUDGET</b>	<b>\$ 2,190,703</b>	<b>\$ 2,086,425</b>	<b>\$ 2,815,682</b>	<b>\$ 2,517,214</b>

#### Calendar Year Grants (3/1/19-2/28/20)

BUDGET CATEGORY	EHSCCP VENTURA	
	Budget	Expenses
Personnel	\$ 913,544	\$ 526,401
Fringe Benefits	241,340	140,277
Out-of-Town Travel	14,193	3,611
Equipment	64,000	—
Supplies	275,860	331,302
Contractual	76,900	24,052
Other	582,492	181,377
<b>TOTAL BUDGET</b>	<b>\$ 2,168,329</b>	<b>\$ 1,207,020</b>





# Financials

## Calendar Year Grants (7/1/19-6/30/20)

BUDGET CATEGORY	EHSCCP-NSD		HS-PSD		EHS-PSD	
	Budget	Expenses	Budget	Expenses	Budget	Expenses
Personnel	\$ 523,193	\$ 496,564	\$ 2,347,055	\$ 2,366,490	\$ 618,862	\$ 618,862
Fringe Benefits	156,957	149,676	605,225	671,943	189,353	189,353
Out-of-Town Travel	2,500	1,861	—	—	133	133
Supplies	56,082	74,932	39,120	81,475	58,151	58,151
Contractual	1,299,065	1,244,283	15,000	14,854	8,087	8,087
Other	226,101	234,750	470,945	408,870	125,667	125,667
<b>TOTAL BUDGET</b>	<b>\$ 2,263,898</b>	<b>\$ 2,202,067</b>	<b>\$ 3,477,345</b>	<b>\$ 3,543,632</b>	<b>\$ 1,000,253</b>	<b>\$ 1,000,253</b>

## California Department of Education Grants- (7/1/19-6/30/20)

BUDGET CATEGORY	CCTR-Non Pilot		CCTR-Pilot	
	Budget	Expenses	Budget	Expenses
Personnel	\$1,406,047	\$968,703	\$364,998	\$291,933
Fringe Benefits	342,894	303,618	91,000	79,901
Out-of-Town Travel	—	—	—	—
Supplies	62,081	179,734	15,140	45,937
Contractual	4,211	6,452	1,500	2,024
Other	133,966	114,694	91,120	63,897
<b>TOTAL BUDGET</b>	<b>\$1,949,199</b>	<b>\$1,573,201</b>	<b>\$563,758</b>	<b>\$483,692</b>

BUDGET CATEGORY	CSPP-Non Pilot		CSPP-Pilot	
	Budget	Expenses	Budget	Expenses
Personnel	\$906,375	\$605,365	\$596,302	\$247,865
Fringe Benefits	191,000	186,235	99,000	65,680
Out-of-Town Travel	—	—	—	—
Supplies	35,500	33,349	45,500	13,863
Contractual	4,000	5,074	4,000	2,571
Other	1,364,322	143,833	107,899	45,710
<b>TOTAL BUDGET</b>	<b>\$2,501,197</b>	<b>\$973,856</b>	<b>\$852,701</b>	<b>\$375,689</b>





### Food Program—Per Budget and Actual Expenses in the Financials

	CACFP	
	Revenues	Expenses
Consumer Nutrition	\$389,565	\$392,557
Infant Nutrition	12,000	21,595
Mileage-Associate	—	4
	<b>401,565</b>	<b>414,156</b>





# Financials

## Easterseals Southern California Income Statement

	YTD Actual 12/31/2020
<b>INCOME FROM OPERATIONS</b>	
Corporate Sponsors	\$ 370,678
Special Events	256,015
Foundations	1,013,468
Bequests	341,663
Individual Giving	416,591
Government Grants	18,718,810
Regional Center	43,343,246
Supported Employment	227,436
Insurance Services	205,208,361
Program Service Fees	473,445
Realized Gains and Losses	356,571
Unrealized Gains and Losses	2,597,640
Miscellaneous Income	1,500,480
<b>TOTAL INCOME FROM OPERATIONS</b>	<b>\$ 274,824,402</b>

	YTD Actual 12/31/2020
<b>EXPENSES FROM OPERATIONS</b>	
Salaries and Wage Administration	\$ 106,040,617
Employee Benefits	13,531,872
Payroll Taxes	7,729,624
Temporary Help	1,101,758
<b>Salaries and Related Expenses</b>	<b>\$ 128,403,871</b>
Legal and Professional Fees	\$ 119,708,516
Hiring Costs	702,941
Supplies	3,912,448
Telecommunications	2,157,434
Postage and Shipping	128,693
Occupancy	4,640,861
Minor Equipment Additions and Repairs	4,239,281
Interest Expense	200,943
Advertising	260,552
Client Travel and Mileage Reimbursement	1,426,780
Professional Education	360,567
Workers Compensation Insurance	2,862,531
Gen'l Liability and Unemployment Ins	3,354,369
Miscellaneous Expense	2,133,350
Depreciation	2,260,622
Pension	68,100
Membership Fee to National	2,486,881
Allowance for Bad Debt	288,121
Employee Relations	(1,296,185)
Replenish Cash Reserves	138,875
<b>TOTAL EXPENSES FROM OPERATIONS</b>	<b>\$ 278,439,550</b>

**EXCESS REVENUE OVER (UNDER)  
EXPENSES** **(3,615,147)**





# Our Locations

## San Bernardino County Child Development Services

Administrative Office  
4688 Ontario Mills Pkwy  
Ontario, CA 91764  
909.476.1284

### Upland

Child Development Center  
531 West 8th Street  
Upland, CA 91786  
909.981.4668  
Lic# 364809486  
Lic# 364809487

### Ontario

Child Development Center  
2999 South Haven Avenue  
Ontario, CA 91761  
909.923.3352  
Lic# 364817393  
Lic# 364817394

### Valley View

Infant Center  
1801 East 6th Street  
Ontario, CA 91764  
909.946.9136  
Lic# 364840425  
Lic# 364840509

### Montclair

Child Development Center  
9950 Monte Vista Avenue  
Montclair, CA 91763  
909.626.1700  
Lic# 364840169

## Ventura Child Development Services

Child Development Center  
10730 Henderson Road  
Ventura, CA 93004  
805.641.1141  
Lic# 566214141

## North San Diego Child Development Services

Administrative Office  
2430 Auto Park Way, Suite 101  
Escondido, CA 92029  
760.743.1185

### Encinitas

Child Development Center  
2240 Encinitas Blvd  
Encinitas, CA 92024  
760.635.2600  
Lic#376701078

### Solana Beach

Child Development Center  
936 W. Genevieve Street  
Solana Beach, CA 92075  
858.509.2600  
Lic#376701077

### Leucadia

Child Development Center  
616 N. Coast Highway 101  
Encinitas, CA 92024  
760.436.4800  
Lic#376701076

## North San Diego Childcare Partners

Childrens Paradise  
986 W. El Norte Pkwy  
Escondido, CA 92026  
Lic# 376701003

Escondido Union High School District  
2200 Glenridge Road  
Escondido, CA 92027  
Lic# 374845398

Renu Hope  
1300 N Escondido Blvd  
Escondido, CA 92026  
Lic# 376701210

Renu Hope  
5570 Old Ranch Road  
Oceanside, CA 92057  
Lic# 376701331

Escondido Community  
Child Development Center  
819 W 9th Ave  
Escondido, CA 92025  
Lic# 372005139

North County Community Services  
950 N Fig St.  
Escondido, CA 92026  
Lic# 376300038

Sadaf Arsalan  
3487 Pleasant Vale Drive  
Carlsbad, CA 92008  
Lic# 376620667



### Shapes



### Numbers 1-10



### Colors



- Jasmin
- Valeria
- Sophia
- Bredy
- Olivia
- Samya
- Khalil
- Aiden





# Our Locations

## North San Diego County Family Child Care Providers

Gloria Hurtado  
2049 Via Alexandra  
Escondido, CA 92026  
Lic# 376619697

Luz Rivera  
540 N. Elm Street  
Escondido, CA 92025  
Lic# 376613011

Hortencia Mata  
820 Paula Street  
Escondido, CA 92027  
Lic# 376616501

Hortencia Mata  
820 Paula Street  
Escondido, CA 92027  
Lic# 376616501

Luz Rivera  
540 N. Elm Street  
Escondido, CA 92025  
Lic# 376613011

Silvia Villegas  
1128 9th Street  
Ramona, CA 92065  
Lic# 376614806

Olga Prado  
642 S. Hidden Trails Road  
Escondido, CA 92027  
Lic # 376615595

Sadaf Arsalan  
3487 Pleasant Vale Dr.  
Carlsbad, CA 92010  
Lic#376620667

Gloria Hurtado  
2049 Via Alexandra  
Escondido, CA 92026  
Lic#376619697





The services provided by Easterseals Southern California (ESSC) make profound and positive differences in people's lives every day, helping them address life's challenges and achieve personal goals so that they can live, learn, work and play in our communities.



**Corporate Office**

1063 McGaw Avenue, Suite 100 • Irvine, CA 92614  
714.834.1111 • [easterseals.com/southernca](http://easterseals.com/southernca)