







# ECI Monthly

news & updates




September|2022

2022 September							First Week 1
Notes	Sunday	Monday	Tuesday	Wednesday	Thursday	Friday	Saturday
							
1 Play with a flashlight. Will your child look where you point it?	2 Play a board game or card game. Say "yes" when you win.	3 Practice body parts. Put sunscreen on your child's arms & legs.	4 Go for a walk and talk about the animals you see.	5 Play with blocks together. Knock them down!	6 Read a new book today.	7 Sing "The Wheels on the Bus"	8 Can your child give a high five?
9 Name what you are doing during daily routines, including on your sock.	10 Talk to your child as you're making lunch. "I'm cooking the rice!"	11 Show your child two tops. Have them look and reach for what they want.	12 Make a peanut butter and jelly sandwich. Ask what comes next?	13 Let your child choose what to wear while you wash your hands. They learn by watching.	14 Read "Around the Room. Do the actions."	15 Sing "Ring Around the Rosie. Do the actions."	16 Can your child put on their socks? Say "socks."
17 Read your child and dance to music together.	18 Talk to your child today like a pirate today. Make your child laugh.	19 Wash in the tub. Say "Stop" when your child stops.	20 Make a ramp out of a cereal box. Slide toys down with their toys.	21 Make a name tag out of a cereal box. Slide toys down with their toys.	22 Play with buttons on your clothes.	23 Look for leaves falling "down!"	24 Read "Corduroy and look for buttons on your clothes."
25 Play in a sandbox.	26 Cut an apple open and let your child smell or taste it.	27 Read a bedtime story using city voices.	28 Wave and say "Hi" to a neighbor.	29 Sing the "Walking Song."	30 Make mud pies outside. Get dirty.		

Early Communicator Calendar

2022 September							First Week 2
Notes	Sunday	Monday	Tuesday	Wednesday	Thursday	Friday	Saturday
							
1 Play with a flashlight and talk about what you see.	2 Read a new book today.	3 Sing "The Wheels on the Bus"	4 Ask your child to put their shoes away. Give a high five!	5 Practice sweeping leaves off the sidewalk. Can you make an apple?	6 Have an apple. Ask "What do you think will happen next?"	7 Sing "Ring Around the Rosie. Say 'Down!'"	8 Read "Corduroy and look for buttons on your clothes."
9 Name what you are doing during daily routines, including on your sock.	10 Talk to your child as you're making lunch. "I'm cooking the rice!"	11 Show your child two tops. Have them look and reach for what they want.	12 Make a peanut butter and jelly sandwich. Ask what comes next?	13 Let your child choose what to wear while you wash your hands. They learn by watching.	14 Read "Around the Room. Do the actions."	15 Sing "Ring Around the Rosie. Do the actions."	16 Can your child put on their socks? Say "socks."
17 Read your child and dance to music together.	18 Talk to your child today like a pirate today. Make your child laugh.	19 Wash in the tub. Say "Stop" when your child stops.	20 Make a ramp out of a cereal box. Slide toys down with their toys.	21 Make a name tag out of a cereal box. Slide toys down with their toys.	22 Play with buttons on your clothes.	23 Look for leaves falling "down!"	24 Read "Corduroy and look for buttons on your clothes."
25 Play in a sandbox.	26 Cut an apple open and let your child smell or taste it.	27 Read a bedtime story using city voices.	28 Wave and say "Hi" to a neighbor.	29 Sing the "Walking Song."	30 Make mud pies outside. Get dirty.		

First Words Calendar

2022 September							Third Week 3
Notes	Sunday	Monday	Tuesday	Wednesday	Thursday	Friday	Saturday
							
1 Play "I spy" in the dark and find things with a flashlight.	2 Practice body parts. Put sunscreen on your arms & legs.	3 Hug your child to put their shoes away. Give a high five!	4 Go for a walk and talk about the animals you see.	5 Play with blocks together. Knock them down!	6 Read a new book today. Ask "What do you think will happen next?"	7 Sing "The Wheels on the Bus"	8 Ask your child to put their shoes away. Give a high five!
9 Name what you are doing during daily routines, including on your sock.	10 Talk to your child as you're making lunch. "I'm cooking the rice!"	11 Show your child two tops. Have them look and reach for what they want.	12 Make a peanut butter and jelly sandwich. Ask what comes next?	13 Let your child choose what to wear while you wash your hands. They learn by watching.	14 Read "Around the Room. Do the actions."	15 Sing "Ring Around the Rosie. Say 'Down!'"	16 Have an apple. Ask "What do you think will happen next?"
17 Read your child and dance to music together.	18 Talk to your child today like a pirate today. Make your child laugh.	19 Wash in the tub. Say "Stop" when your child stops.	20 Make a ramp out of a cereal box. Slide toys down with their toys.	21 Make a name tag out of a cereal box. Slide toys down with their toys.	22 Play with buttons on your clothes.	23 Look for leaves falling "down!"	24 Read "Corduroy and look for buttons on your clothes."
25 Play in a sandbox.	26 Cut an apple open and let your child smell or taste it.	27 Read a bedtime story using city voices.	28 Wave and say "Hi" to a neighbor.	29 Sing the "Walking Song."	30 Make mud pies outside. Get dirty.		

Expanding Language Calendar

# Tried & True Tips from a Therapist

by Linda Tapia, Executive Director

## UNDERSTANDING YOUR CHILD AND FAMILY'S INDIVIDUALIZED SERVICE PLAN (IFSP) GRID

Congratulations on completing the intake, evaluation, and developing the IFSP for your child! All of these accomplishments mean you and your family are officially enrolled in the Easter Seals Rehabilitation Center's Early Childhood Intervention (ECI) program. We are very happy that you are part of our Center's ECI family and hope that you will participate in as many activities beyond the services on the IFSP as you are able. Please be certain to see the information on the upcoming Halloween event on October 7, 2022. There will be exciting news to come regarding a repeat of the sensory-friendly pictures with Santa as well. Keep watching for announcements in your email!


Once your child was determined to qualify for ECI services you and the other

members of the team worked together to develop the Individualized Family Service Plan (IFSP). The IFSP is an important document and is used to help guide the service provider(s) to better understand your priorities for your child.

The IFSP includes the following:

- Goals and strategies developed for your child and family;
- Services our ECI program will provide to you and your child and includes the frequency as well as the length of each service; and
- The provider that will give each service to your child.

Medicaid: NA



Early Childhood Intervention (ECI) Services  
Individualized Family Service Plan (IFSP) Services Pages

Form 4207  
September 2020-E

Services and supports are determined following the development of functional IFSP goals. They are designed to enhance the capacity of the family in supporting the child's development and to promote the child's learning and development through functional participation in family and community activities.

<b>Child's name</b> [REDACTED]	<b>Client ID</b> [REDACTED]	<b>Services key:</b> AI - Audiological Services BI - Behavioral Intervention CO - Counseling CM - Case Management FE - Family Education NS - Nursing Services NU - Nutrition Services OT - Occupational Therapy PT - Physical Therapy PS - Psychological Services SST - Specialized Skills Training ST - Speech Therapy SW - Social Work Services VI - Vision Services								
<b>ECI Program:</b> Easter Seal Rehabilitation Center										
<b>** Services Designation Key</b> PP - Program Provided    PC - Parent Choice PA - Program Arranged    NP - Not a Part C Service										
Service Information										
Service	Discipline of Provider	Expected Frequency	Expected Intensity	Total Authorized Visits	Location*	Telehealth	Method	Start Date	End Date	Services Designation**
CM	<b>Service Coordinators Name:</b> Diamond EIS/ SC, Robin Early Intervention Specialist	Ongoing	As needed	Not Applicable	<input checked="" type="checkbox"/> Home <input checked="" type="checkbox"/> Community <input type="checkbox"/> Other Specify other:	<input checked="" type="checkbox"/> Yes <input type="checkbox"/> No	Not Applicable	07/01/2022	02/11/2023	PP
RA	Obregon, OT, SC, Jenny Occupational Therapist	2x Annually	45 min	2	<input checked="" type="checkbox"/> Home <input checked="" type="checkbox"/> Community <input type="checkbox"/> Other Specify other:	<input checked="" type="checkbox"/> Yes <input type="checkbox"/> No	Individual	07/01/2022	02/11/2023	PP
SST	Diamond EIS/ SC, Robin Early Intervention Specialist	4x Monthly	45 min	32	<input checked="" type="checkbox"/> Home <input checked="" type="checkbox"/> Community <input type="checkbox"/> Other Specify other:	<input checked="" type="checkbox"/> Yes <input type="checkbox"/> No	Individual	07/01/2022	02/11/2023	PP

\* Location refers to the location of the child at the time the service is provided.  
 \*\* Parent Choice (PC) means the parent declines ECI personnel for the identified IFSP recommended service.

If you look at the upper right hand portion of your copy of the IFSP you will note a box that contains the “services key”. This key provides a list of the abbreviations for the services that could be offered to a child/family as part of the grid. Next to the abbreviations there is the actual term for each abbreviation. As an example the key includes “CO” for the service counseling. Your child’s grid is required to include “CM” for case management services. Please note that the key contains two different abbreviations (SST and ST) that are easily confused with each other. To clarify “SST” is specialized skills training and “ST” is speech therapy. SST services are provided by an Early Intervention Specialist. ST services are provided by a speech-language pathologist. If a child is receiving SST and CM services as the only ongoing services, our program is required to add a visit to the grid. This service, "RA" for reassessment, must be provided at least twice a year. The visit is provided by one of the disciplines designated in state rules as the LPHA (Licensed Practitioner of the Healing Arts). LPHA disciplines include physical, occupational, speech therapists as well as counselors. The grid may list the services case CM as needed and SST 4 x month. There will be one additional

service on the grid that will be provided by the LPHA. Since the majority of children referred for ECI are referred for delayed speech and language skills, the additional service will often be ST 2 x year. The purpose of a LPHA service is to assess each child's individual strengths and needs and to determine the appropriate services necessary to meet those needs. The provider of the LPHA service for your child will review all current services as well as evaluate your child's development in order to determine if recommendations for changes to the IFSP are needed. It is the frequency of the service that will tell you if that is an LPHA service as opposed to a service provided much more frequently.

If you have concerns or questions about your child's ECI services, please discuss your concerns/questions with your service coordinator and/or ECI provider. You are also encouraged to call Linda Tapia, Executive Director of Easter Seals Rehabilitation Center at 210-614-3911. She can also be contacted by email at [linda.tapia@easterseals-satx.org](mailto:linda.tapia@easterseals-satx.org).

## Spotlight Story - Gwen Ainsworth

by Kathleen Ainsworth

In October of 2019 we were contacted about a 3 week old baby girl who was born with down syndrome. She was to be placed for adoption and her mother had chosen us to be her family.



Amid the excitement, we consulted with friends, who had children with special needs, as to what we should do to prepare. We received a resounding plea to start therapy with Easter Seals as soon as possible. We were a little dumbfounded with the thought of having therapists work with a newborn but decided we'd try it out.



We've been grateful for such amazing advice. Gwen's therapists helped us learn how to feed her, help her roll over, sit up and eventually walk. She is communicating through sign language as well as speaking. She's learned her colors and how to count. She loves to read, sing, play with play dough, swim and swing. The weekly demonstration and encouragement from her therapists has allowed us to help Gwen meet the developmental goals set for her.

These ladies worked tirelessly through telehealth to create activities that would engage Gwen. When we returned to in home care they were faced with a much bigger child who was even more determined to do things her way.

Through it all they have become friends whom we will miss immensely when Gwen turns three.  
Thank you Easter Seals!



## Easter Seals ECI Family Engagement Trick-or-Treat Event



Looking for a family-friendly, safe environment to introduce your child to the tradition of Trick-or-Treating while practicing their requesting skills? Join us on October 7th here at Easter Seals! The event is free, but registration is required so we can prepare the best experience for all attending. Space is limited and registration will be done on a first come, first served basis.

[Learn More & Register](#)


---

### ***Thinking Outside the Box Workshop***

Thank you to those who attended the Make & Take workshop in July. We loved learning about your children and seeing the positive interactions you all shared of them playing with the toys you made. Look for more caregiver workshops through our Family Engagement Initiative in early 2023!



## Looking for November and December Stars!




Is Your Child The  
*next*  
**ECI**  
*SuperStar?*

We'd love to share your child's  
ECI journey!  
If you'd like to be featured in the  
**"ECI Spotlight Story"**  
segment, click below.

I'm a SuperStar!

## COVID-19 Updates

Check our [website](#) periodically for the latest memos from our Executive Director, Linda Tapia, click on the orange alert bar at the top on the page.



If you are in need help accessing resources, please contact your service coordinator. If you are in need of someone to talk to to help cope with the changes revolving around COVID-19, please contact your service coordinator to reach out to our counseling department. They will follow up with you to help in this critical time.

## September Awareness Observations

### Month-Long

- Arnold-Chiari Malformation
- Achalasia
- Baby Safety Month
- Childhood Cancer



- Childhood Obesity Awareness Month
- Deaf
- Lymphoma
- National Guide Dog Month
- National Hydrocephalus
- Spinal Cord Injury
- Thyroid Cancer
- Tumor

#### Days

- September 4 - World Cerebral Palsy Day
- September 7 - Duchenne Muscular Dystrophy
- September 8 - National Pediatric Hematology/Oncology Nurses Day
- September 9 - 9p Minus Awareness Day (9/9)
- September 9 - International Fetal Alcohol Spectrum Disorder (FASD)
- September 10 - World Suicide Prevention Day
- September 11 - Patriot Day and National Day of Service and Remembrance (U.S.)
- September 13 - Celiac Disease
- September 15 - World Lymphoma
- September 19 - Aortic Dissection
- September 19 - Usher Syndrome
- September 21 - Myositis
- September 23 - International Day of Sign Languages
- September 25 - International Ataxia
- September 29 - World Heart Day
- September 30 - Limb Girdle Muscular Dystrophy



2203 Babcock Road  
San Antonio, TX 78229

phone: 210.614.3911  
fax: 210.625.3162



**TEXAS**  
Health and Human  
Services

*Early Childhood Intervention*

Easter Seals Rehabilitation Center  
is a contracted provider of  
Texas Early Childhood Intervention  
Services and partially funded by  
Texas Health and Human Services.

[Unsubscribe amy.chavez@easterseals-satx.org](#)

[Update Profile](#) | [Constant Contact Data Notice](#)

Sent by amy.chavez@easterseals-satx.org powered by



Try email marketing for free today!

---