



DuPage & Fox Valley
brighter futures begin here

Fiscal Year
2016
Annual Report

Our Mission

is to enable infants, children and adults with disabilities to achieve maximum independence and to provide support for the families who love and care for them.

Photo: Julie Hermes



FY16 Board of Directors

Kelly Taira, Board Chair

Director, Americas Bank Lending Group, Merrill Lynch

John Jostrand, Vice-Chair | Partner, William Blair

Roger McDougal, Treasurer

Senior Vice President, The Northern Trust

Harry Cruz, Secretary | District Security Manager, UPS

Ken Bishop, CPA | Partner, BKD, LLP

Craig Boroughf

Senior Director of Transportation & Indirect Sourcing, USG

Chad Choban

Global Director, Infrastructure Delivery,
Sensient Tehnologies Corporation

Brian Claire | Senior Partner, Deloitte Tax LLP

Bryan Hanson

COO & Senior Vice President, Exelon Nuclear

Matt Joseph

Director, Healthcare Specialty Group,
Cushman and Wakefield

Christopher Kapcar | VP Engineering, EZ Links Golf

Roger McDougal

Senior Vice President, The Northern Trust

Stephanie Moritz

Chief Communications & Marketing Officer,
American Dental Association

Jerry Morrow | Mother Parkers Tea & Coffee

Christy Noland | Attorney

Russ Paluch | Partner, Maverick Energy Consulting

Aaron Rapier | Principle, Rapier Law Firm

Rae Rupp Srch | Retired

Dr. Michael Volpe

Executive Director,
School Association for Special Education



Photo: Helena Joergenrud

Hello,

In fiscal year 2016 we renewed our fervent commitment to excellent treatment and exceptional results. As the prevalence of developmental delays and disabilities affected 1 in 6 children in our service area, our team of experts was poised to respond.

We sought opportunities to collaborate with leading medical providers and share our combined knowledge through specialized clinics.

We trained in eye gaze technology that empowers non-verbal children to communicate in new ways.

Our vital nutrition therapy services expanded to underserved areas.


We developed a postural control initiative that helped improve school readiness and transform children's learning experience.


We challenged children to target physical therapy goals that contributed to recreational and competitive success.

Our interdisciplinary approach and personalized solutions are helping children achieve transformative breakthroughs.

Backed by our dedicated Board of Directors and generous supporters, we are charged by our vision that all children receive the developmental services they need.

Theresa Forthofer | President & CEO





Building Brighter Futures

In fiscal year 2016 we demonstrated our commitment to innovative solutions that build brighter futures for more than 3,200 infants, toddlers and children with special needs. We built and expanded vital collaborations with experts. We created experiences for therapists to learn, grow and teach, and shared our knowledge with other clinicians in our community. As a result, the year was full of future-focused responses to the growing needs of children with disabilities, and countless examples of the impact of our family-centered approach.

Offered treatment for more than
100
different diagnoses



Leader in Eye Gaze Technology

Eye-gaze technology at Easter Seals DuPage & Fox Valley is revolutionizing communication for children with special needs. Selected as **one of of four locations in the country** to offer MyGaze system training, Easter Seals DuPage & Fox Valley hosted international experts, and **educated more than 60 professionals** on using eye gaze technology to replace computer touch pads. This innovation allows non-verbal children to operate devices by controlling their eye focus. Our Speech-language pathologists are **contributing to this software development** and empowering children to communicate independently.

Valued Partnerships

We partner with leading medical providers to offer specialized clinics. These relationships and clinics are continuously evolving to meet the changing needs of children with disabilities. **Offering one of only three Positioning & Mobility Clinics** in the Chicago area, the team at Easter Seals worked to **double the number of clients benefiting** from molded wheelchair seats and customized equipment in 2016.

Partnerships between Easter Seals therapists and leading physicians afford on-site dental visits, vision exams, specialized evaluations and medical consultations for children with disabilities. The team promotes **direct communication between therapists, doctors and families** that is supported by experienced parent liaisons.

Easter Seals DuPage & Fox Valley is a valued partner of The University of Chicago School of Medicine, University of Illinois Chicago, Raby Institute for Integrative Medicine at Northwestern, among many more.

188
individuals assisted by
specialized clinics

Photo: Michelle Geoga



Grew nutrition services in underserved areas

Expanded Nutrition Therapy Services

Generous funding in FY2016 **expanded nutrition services in underserved areas** of Kane and Northwest Cook counties and brought another registered dietician nutritionist to the Easter Seals team. Nutrition therapists saw an increase in the number of children who improved their intake and tolerance of food. By improving nutrition, **children experience greater growth and development** and parents feel more confident at mealtime.

Dr. R. Charles Dumont of the Raby Institute for Integrative Medicine at Northwestern brought **national attention to Easter Seals DuPage & Fox Valley's feeding clinic** as a speaker at Mt. Washington Pediatric Hospital's feeding conference.

100%

of client families would recommend us to a friend*

*according to family survey



Helped children celebrate award-winning physical feats

Life-Changing Success

Children with special needs want to experience the same activities and recognition as their siblings and peers. **We look far beyond standard benchmarks.** Therapists challenge clients to gear their goals toward active participation and excellence in activities that interest them. In physical therapy, the **drive to develop strength, coordination and mobility** is boosted by the desire to excel in recreational and competitive settings.



This year, we celebrated an impressive list of achievements made by children in the physical therapy program including:

Sled Hockey Competitors, Little League Pitching All-Star, Junior-Varsity Competitive Diver, Award Winning Weight Lifter, Featured Vocalist, Pan Am Gold Medalist Swimmer, Para-Olympic Bocce Coach, an Assistant Play Director at Yale & more!

Photo: Jacqueline Dye

Occupational Therapy Improves School Readiness

Our occupational therapists are helping children **develop skills that transform their educational experience.** **Fine motor skills** are utilized daily for writing, drawing, using scissors and manipulating zippers.

Sensory regulation improves socialization and behavior, while **executive functioning** focuses on formulating plans to manage projects and time.

By developing postural strength children can sit stably at a desk to better attend to their teacher. **A postural control initiative culminated in a two-day course** dedicated to the importance of balance and movement.

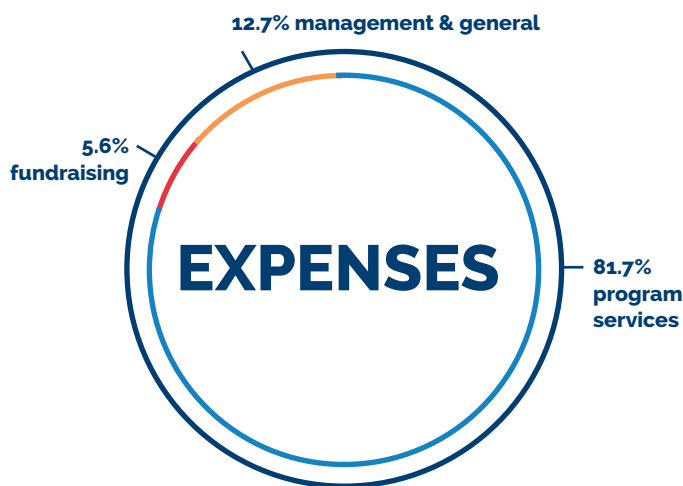
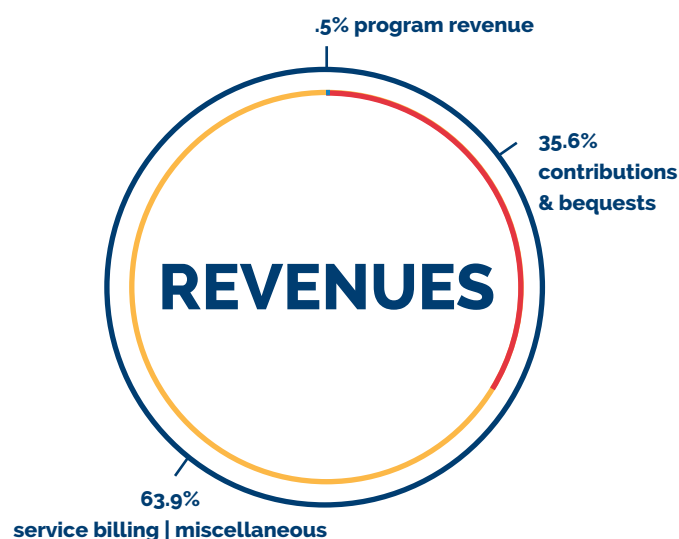
15,222

hours of occupational therapy

Photo: Manuel Alvarez



Revenues & Expenses



This condensed financial summary has been prepared by Easter Seals DuPage & Fox Valley. Complete financial statements, including notes and the independent auditor's report of Tighe, Kress & Orr, P.C., are available upon request.

A complete donor list is also available upon request.

Fiscal year 2016 contributions include capital campaign donations.

Statement of Financial Position 2016

| | 2015 | 2016 |
|---------------------------------|---------------------|---------------------|
| ASSETS | | |
| Cash | \$ 1,040,375 | \$ 641,798 |
| Investments | \$ 643,533 | \$ 905,135 |
| Receivables, Net | \$ 735,970 | \$ 632,861 |
| Other Assets | \$ 104,712 | \$ 750,168 |
| Land, Building & Equipment, Net | \$ 1,304,335 | \$ 3,124,024 |
| Total Assets | \$ 3,828,925 | \$ 6,053,986 |

| | | |
|---|---------------------|---------------------|
| LIABILITIES & NET ASSETS | | |
| Liabilities | \$ 877,966 | \$ 1,758,444 |
| Net Assets | | |
| Unrestricted | \$ 2,054,425 | \$ 2,589,776 |
| Temporarily Restricted | \$ 896,534 | \$ 1,705,776 |
| Total Net Assets | \$ 2,950,959 | \$ 4,295,542 |
| Total Liabilities & Net Assets | \$ 3,828,925 | \$ 6,053,986 |

Statement of Activities 2016

| | 2015 | 2016 |
|--------------------------|---------------------|---------------------|
| REVENUES | | |
| Contributions & Bequests | \$ 2,040,118 | \$ 3,225,455 |
| Program Revenue | \$ 5,885,380 | \$ 5,728,707 |
| Service Billing Revenue | \$ 173,347 | \$ 78,721 |
| Miscellaneous Revenue | \$ 14,833 | \$ 39,583 |
| Total Revenue | \$ 8,113,678 | \$ 9,072,466 |

| | | |
|-----------------------|---------------------|---------------------|
| EXPENSES | | |
| Program Services | \$ 6,159,404 | \$ 6,326,445 |
| Management & General | \$ 946,359 | \$ 982,287 |
| Fundraising | \$ 399,651 | \$ 432,946 |
| Total Expenses | \$ 7,505,414 | \$ 7,741,678 |

| | | |
|----------------------------------|---------------------|---------------------|
| Other Revenue (Expense) | \$ (50,982) | \$ 13,795 |
| Change in Net Assets | \$ 557,282 | \$ 1,344,583 |
| Net Assets at Beginning of Year | \$ 2,393,677 | \$ 2,950,959 |
| Net Assets at End of Year | \$ 2,950,959 | \$ 4,295,542 |